

District Leader Handbook

A Guide to Effective District Management





TOASTMASTERS INTERNATIONAL
www.toastmasters.org

© 2020 Toastmasters International. All rights reserved.
Toastmasters International, the Toastmasters International logo, and all other Toastmasters International trademarks and copyrights are the sole property of Toastmasters International and may be used only with permission.

Item 222 Rev. 02/2021



Map of Service To Members

Members are the heart and foundation of Toastmasters International. Below is a representation of each service level in support of the member.

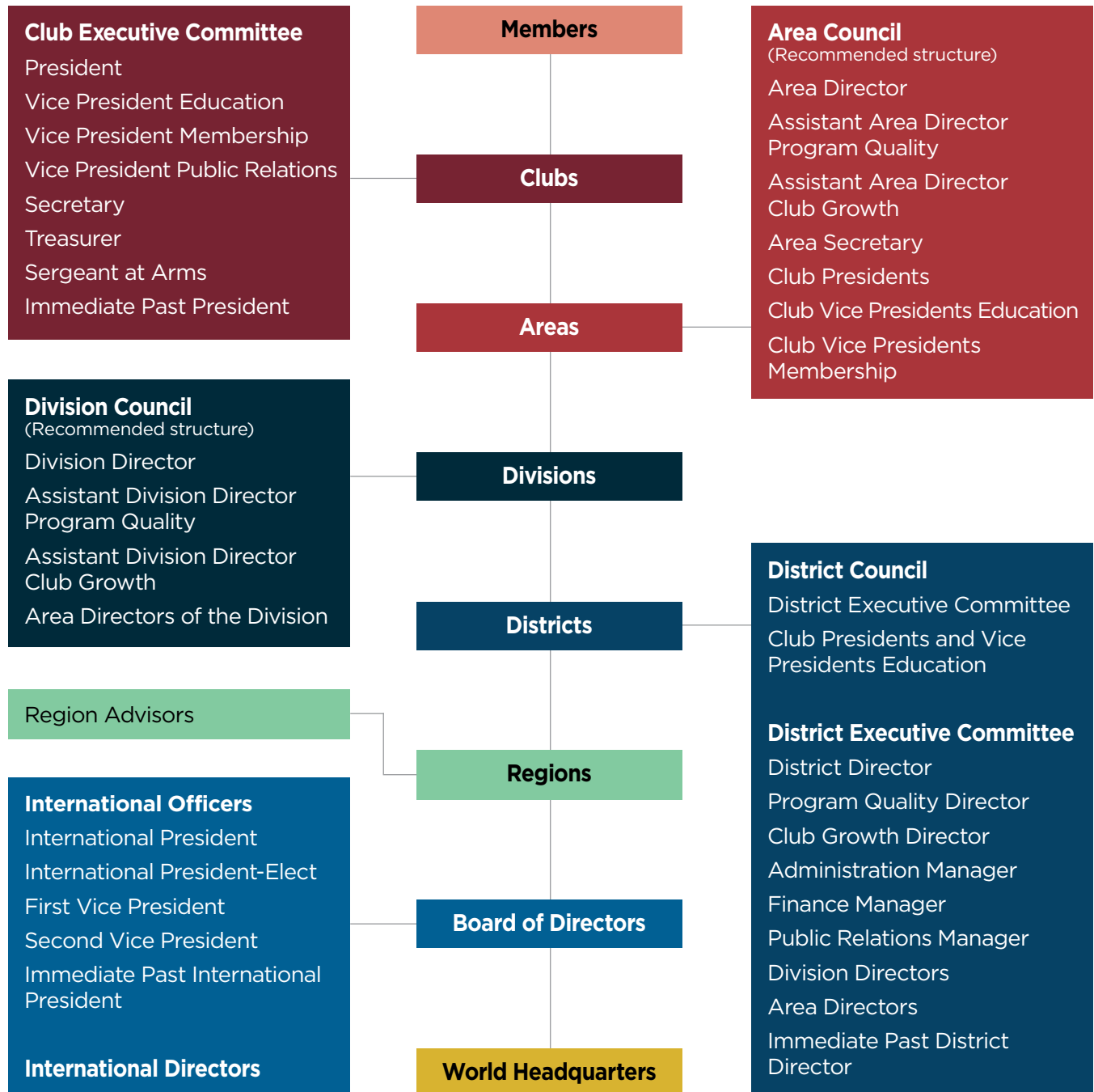


Table of Contents

Missions, Values, and Promises.....	1
Toastmasters International Mission	1
District Mission	1
Club Mission	1
Toastmasters International Core Values	1
Toastmasters International Brand Promise	1
A Toastmaster's Promise	1
Introduction.....	2
District-level Leadership Positions	2
District Leader Responsibilities	3
District Government.....	4
Governing Documents.....	4
Toastmasters International Governing Documents	4
District Procedures	5
District Committees	5
District Executive Committee	5
District Procedure to Discipline a Member	5
Other District Committees	6
Possible District Committees.....	6
District Council	6
District Council Authority	6
District Council Meetings	7
District Council Quorum	7
Records	8
District Structure	10
District Alignment	10
Alignment Considerations	11
Divisions	12
Division Purpose	12
Division Councils.....	12

Areas.....	13
Area Purpose	13
Area Councils	13
Clubs.....	13
Club Officer Installation.....	14
Gavel Clubs	14
Leadership Roles	19
District Director Responsibilities.....	19
Program Quality Director Responsibilities.....	21
Club Growth Director Responsibilities.....	23
Administration Manager Responsibilities	25
Finance Manager Responsibilities	26
Public Relations Manager Responsibilities	28
Division Director Responsibilities	29
Area Director Responsibilities	31
Region Advisor Responsibilities	34
District Recognition	35
Distinguished District Program	35
Qualifying Requirements	36
Tracking Progress	36
Awards	37
District Excellence Awards	38
Distinguished Division Program	38
Qualifying Requirements	38
Distinguished Area Program	38
Qualifying Requirements	39
Distinguished Club Program	39
Qualifying Requirements.....	40
Recognition Outside the Distinguished Programs.....	41

Leadership Training	42
Collaboration	42
Training Program Goals	43
Recognition	43
Preparation	43
Programs	43
Presenters and Session Leaders	43
Sessions	44
Arrangements	44
Promotion	44
Feedback	45
Training Division and Area Directors	45
Training Club Officers	46
Toastmasters Education Program	47
Speeches	47
Special Meetings for Prepared Speeches	47
Meeting Roles	47
Club Leadership	47
Financial Structure and Process	48
Fiduciary Responsibility	48
Revenue	49
Fundraising	49
Fundraising Activities	49
Ralph C. Smedley Memorial Fund	49
Budgeting	50
Budget Approval Process	51
Using the District Budget	51
District Financial Controls	51
Approvals	52

Receipts.....	52
Compensation	52
Other District Expenses.....	52
Profit and Loss Statements.....	52
Bank Signatories.....	52
Account Statements from World Headquarters	53
Requisitioning Funds.....	53
Charging Purchases to the District Account	54
Conflicts of Interest.....	54
Division Accounts.....	54
Travel Reimbursement.....	55
District Assets	56
Audits	56
Fundraising and Taxes	58
Club and Membership Growth.....	59
Preparation for building and supporting new clubs.....	59
Build New Clubs	60
Lead Generation	60
Initial Contact.....	60
The Introduction Meeting	61
The Demonstration Meeting	61
The New Club Building Process.....	62
Support All Clubs	63
Attracting and Retaining Members	63
Providing the Right Resources.....	63
Quality Club Meetings	63
Resource Matrix.....	63
Club Maintenance	64
Membership-renewal Dues	64

Reinstatement of Clubs	65
Area Director's Club Visits.....	65
Preparation for Club Visits	66
After Club Visits	66
Public Relations and Marketing	67
District Communications.....	67
District Website	67
Website Material	67
District Newsletter	68
Newsletter Material.....	68
District Directories.....	69
District Directory Material	69
Surveys	69
Membership and Mailing Lists.....	69
Trademarks and Copyrights.....	70
Speakers Bureaus.....	70
District Events.....	71
Hosting District Events	71
Event Sponsorship	71
District Reciprocity for Sponsorship	71
Speaker Sponsorship	71
Speaker Agreement.....	72
Sale of Speakers' Products	72
Guidelines for Sale of Speakers' Products.....	72
The District Conference	73
District Conference Purposes	73
Planning	73
Chairs	74
Suggested District Conference Chairs.....	74

Program	74
Financing	74
Venue Contracts	75
Meeting Rooms	75
Meals	75
Education Sessions	75
Session Guidelines	75
Venue Selection	76
Charges and Written Agreements	76
Visiting the Venue	76
Public Relations	77
Conference Announcements	77
News Releases	77
Physical Arrangements	78
Registration Desk	78
Meal Tickets	78
Room Set-up	78
Flag Protocol	78
Conference Banquet	79
Banquet Set-up	79
The Head Table	79
Introductions	80
Order of Introduction of Head Table	80
Order of Introduction of Special Audience Members	81
The Speech Contest	81
Elections	81
District Leadership Committee	82
District Leader Campaigns	83
District Leader Election Voting Privileges	83

Proxies	84
Preparing for the District Council annual meeting.....	84
Preparing the credentials desk	84
Who can be a proxy holder?	84
Nominations from the Floor	85
Quorum.....	85
Election Day.....	86
District Leader Installation.....	87
Area Director Selection Process	87
Area Director Election Voting Privileges.....	88
Area Director Election Quorum	88
Area Director Election Proxies.....	88
Area Director Candidates.....	88
Area Director Election Secret Ballots	89
Elections of International Leaders and Amendments	89
International Leader Election Proxies.....	89
Amendments to the Bylaws of Toastmasters International.....	89
Speech Contests.....	90
District Visits	90
International Officer and Director Visits.....	90
Region Advisor Visits.....	91
Indices	92
Notes	97

Missions, Values, and Promises

Toastmasters International Mission

We empower individuals to become more effective communicators and leaders.

District Mission

We build new clubs and support all clubs in achieving excellence.

Club Mission

We provide a supportive and positive learning experience in which members are empowered to develop communication and leadership skills, resulting in greater self-confidence and personal growth.

Toastmasters International Core Values

- ▶ Integrity
- ▶ Respect
- ▶ Service
- ▶ Excellence

Toastmasters International Brand Promise

Empowering individuals through personal and professional development.

This is the promise Toastmasters International makes to club members. Once we have reached this goal consistently, through all clubs across the globe, we will have achieved club excellence.

A Toastmaster's Promise

As a member of Toastmasters International and my club, I promise

- ▶ To attend club meetings regularly
- ▶ To prepare all of my projects to the best of my ability, basing them on the Toastmasters education program
- ▶ To prepare for and fulfill meeting assignments
- ▶ To provide fellow members with helpful, constructive evaluations
- ▶ To help the club maintain the positive, friendly environment necessary for all members to learn and grow
- ▶ To serve my club as an officer when called upon to do so
- ▶ To treat my fellow club members and our guests with respect and courtesy
- ▶ To bring guests to club meetings so they can see the benefits Toastmasters membership offers
- ▶ To adhere to the guidelines and rules for all Toastmasters education and recognition programs
- ▶ To act within Toastmasters' core values of integrity, respect, service, and excellence during the conduct of all Toastmasters activities

Introduction

As a District leader, you are part of Toastmasters International, an organization with a noble mission: to empower individuals to become more effective communicators and leaders.

Encouraging educational excellence in each club is fundamental in accomplishing this mission. Members receive the full benefits of their membership through the Toastmasters education program.

Serving as a District leader is a great responsibility and an exciting opportunity. Your term of office is filled with chances for you to renew your perspective, practice teamwork, and develop your capacity to translate values and strategies into productive actions.

Members of your District team depend on you to help them develop their own goals and achievements. Clubs see you as a facilitator to their success. You instill a sense of enthusiasm, fidelity, and responsibility throughout your District.

The tools and resources in this handbook can help you create strategies for success and fulfill your duties as a leader. Publications available on the Toastmasters International website are called out throughout this handbook. You can use these resources to find answers to your leadership questions, whether you're an experienced leader or a novice.

As a District leader, it is your duty to uphold Toastmasters International's Bylaws, **Policy, and Protocol**. Excerpts from these governing documents are referenced throughout this handbook. For further information and clarification, please regard the governing documents at www.toastmasters.org/GovDocs as the ultimate source of authority on any given topic.

A District's success depends on the quality of its leadership. It is up to you to create and maintain an atmosphere of enjoyment, teamwork, and dedication. You are responsible for fulfilling the District mission and achieving recognition in the Distinguished District Program.

A successful District establishes a climate in which everyone is committed to the District's mission.

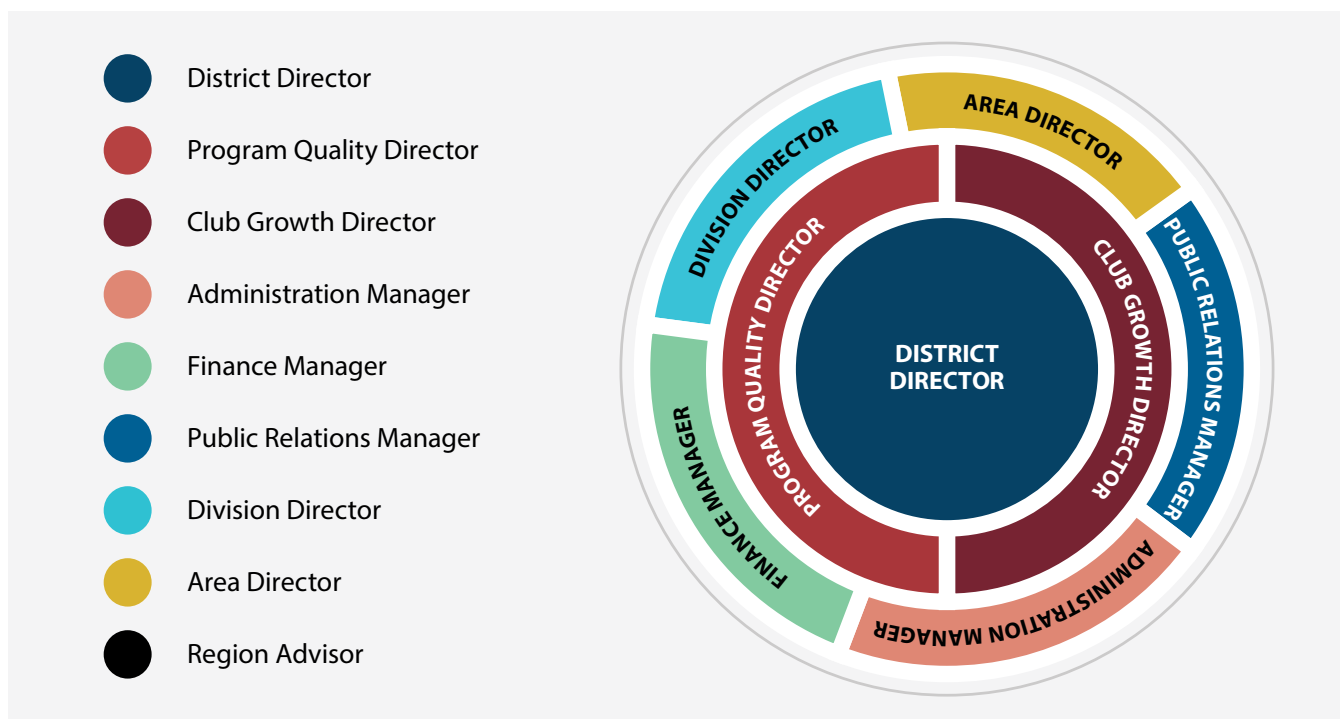
Leadership Education Philosophy

Leaders achieve results for their Districts by giving priority attention to the needs of their members and fellow District leaders. Consider yourself a steward of your District's resources—human, financial, and physical. Leadership is a lifelong journey that includes a desire to serve others and a commitment to lead. Strive to be trustworthy, self-aware, humble, caring, visionary, empowering, and relational.

District-level Leadership Positions

In order to lead your team effectively, you must first understand your role within the organization as a District leader. Having a clear understanding of your responsibilities and the appropriate procedures for your role is essential to the success of the District. Once you know your responsibilities, you can work cohesively with your team members and fellow District leaders. The terms of all District leaders shall commence at midnight on July 1 and end on the following June 30, at 11:59 p.m. Vacancies filled after September 1 will not be considered as serving a complete term and will not count toward Distinguished Toastmaster recognition. A complete term is defined as having served at least from September 1 through June 30. Those assuming office after September 1 do not qualify as having served a full term.

The District-level leadership positions described in this handbook are each represented by an icon specific to that role. Throughout the handbook, identify information especially pertinent to your role by locating your icon in the margins:



While the Region Advisor role is a region-level position and not a District-level position, the Region Advisor is a primary resource for District leaders. Therefore, when information important to the Region Advisor role is mentioned, the Region Advisor icon appears.

District Leader Responsibilities

- ▶ Uphold the governing documents of Toastmasters International.
- ▶ Foster an atmosphere of enjoyment, teamwork, and dedication in the spirit of learning, growing, and achieving.
- ▶ Work to fulfill the District mission.
- ▶ Strive to achieve recognition in the Distinguished District Program.
- ▶ Prepare your successor to assume office.

District Leadership Resources

District Executive Committee Roles

www.toastmasters.org/DistrictLeaderRoles

Toastmasters International District Recognition Program (Item 1490)

www.toastmasters.org/1490

Need Help?

Check out our frequently asked questions available on the Toastmasters International website: www.toastmasters.org/Faq. In addition, you may contact World Headquarters for assistance with any questions or concerns: www.toastmasters.org/ContactUs.

District Government

District Administrative Bylaws → Article II: Purpose

Keys to Fulfilling The District Mission

- Build new clubs and support all clubs
- Establish clear, measurable goals
- Develop and execute a plan
- Train club officers and District leaders to fulfill their responsibilities
- Budget resources—time, money, materials, and people
- Recognize and reward achievement

Governing Documents

Toastmasters International Governing Documents

- ▶ Articles of Incorporation and Bylaws of Toastmasters International
- ▶ District Administrative Bylaws
- ▶ Club Constitution for Clubs of Toastmasters International
- ▶ Policy and Protocol

Each District is governed by the Bylaws, Policy, and Protocol of the organization; the **District Administrative Bylaws** is the governing document that specifically addresses District leadership and operations. While Districts cannot create policy, they do have the ability to implement procedure manuals that capture operational processes at the District level. Districts may not register as a separate entity with local government agencies unless directed by Toastmasters International.

Throughout this handbook, information presented verbatim from a governing document is called out from the regular text. Often, articles, sections, policies, and bylaws include more information than is pertinent to the subject matter at hand. In these cases, keep in mind that only the applicable excerpt is cited.

Governing Documents Resource

Governing documents

www.toastmasters.org/govdocs

District Procedures

Districts may establish procedures to provide consistency and help guide District leaders from year to year. Procedures may be established and changed by either the District Executive Committee or the District Council.

District operating procedures may not be called “policy” or “protocol,” and they cannot duplicate, contradict or be more restrictive than Toastmasters International governing documents. Only Toastmasters’ Board of Directors may create policies.

Consult District Leader Service and Support at World Headquarters before adopting new District procedures or before making significant changes to existing procedures, and provide a copy of your District’s procedures manual to World Headquarters for review. Each year, post District procedures on the District website.

District Committees

Through various District Committees, members and District leaders work together and build effective teams that support the District and enhance the quality of the member experience.

District Executive Committee

The District Executive Committee includes the District Director, Program Quality Director, Club Growth Director, District Public Relations Manager, District Administration Manager, District Finance Manager, Division Directors, Area Directors, and Immediate Past District Director. Apart from these leadership roles, only individuals who are invited by the District Director and have specific business before the Committee may attend District Executive Committee meetings. In order to conduct business at these meetings, a quorum is required. A quorum is established when a majority of District Executive Committee members attend the meeting. The Committee is subject to the direction and approval of the District Council. See **District Administrative Bylaws, Article XI: Committees, Section (a) District Executive Committee**.

District Executive Committee

The District Executive Committee ensures that the District and its leaders are working toward the achievement of the District mission.

Policy and Protocol →

Protocol 7.1: District Events, Section 5: District Executive Committee Meetings, D

District Procedure to Discipline a Member

The District Executive Committee is empowered to resolve disputes related to District-level activities. A District disciplinary procedure helps the Committee resolve these disputes. When necessary, this procedure allows Districts to discipline Committee members, other appointed District officials or Toastmasters members participating in District activities.

A Toastmasters member who expresses concern about any ethics and conduct issues or other violation involving another member participating in District activities may submit a formal written complaint to the District Director. If the District Director determines the complaint is reasonably credible, a confidential and timely investigation must be completed in an effort to reach a mutually agreeable resolution. If a resolution is not reached, the District Director informs District Leader Service and Support at World Headquarters and appoints a District Disciplinary Committee to determine if sufficient evidence exists for a hearing to take place. See **Protocol 3.0: Ethics and Conduct, Section 3: District Procedure to Discipline a Member**. Removal of a District leader requires a two-thirds vote by the entire District Executive Committee. See **District Administrative Bylaws, Article VII: Officers, Section (h) Resignation or Removal**. If anyone ever threatens to take legal action for an issue related to Toastmasters, World Headquarters must be contacted immediately via legal@toastmasters.org.

Other District Committees

Other committees may be appointed by the District Director or the District Council. See **District Administrative Bylaws, Article XI: Committees, Section (d) Other Committees**.

Possible District Committees

- ▶ Program Quality Committee
- ▶ Club Growth Committee
- ▶ Public Relations Committee
- ▶ Youth Leadership Program Committee
- ▶ Speechcraft Committee
- ▶ Administrative Policies Committee
- ▶ Awards Committee
- ▶ Speakers Bureau Committee
- ▶ Newsletter Committee
- ▶ Past District Directors Committee

The more active committees a District has, the more it can accomplish. That is why it is important for the District Director, Program Quality Director, and Club Growth Director to empower motivated members to participate in District committees. You'll find District committees mentioned throughout the handbook.

District Committees Resources

District Administrative Bylaws	www.toastmasters.org/GovDocs
<i>Toastmasters International District Recognition Program</i> (Item 1490)	www.toastmasters.org/1490
District questions	districts@toastmasters.org

District Council

District Council Authority

The District Council—which includes District Executive Committee members, Club Presidents, and Vice Presidents Education—serves as the administrative governing body of the District, operating with powers delegated to the District Council by the Board of Directors of Toastmasters International. The District Council conducts all business of the District, assumes responsibility for the payment of all debts incurred in the presentation of District Council meetings and other District functions, and does not assess or impose any financial obligation on any club or member of a club. See **District Administrative Bylaws, Article IX: District Council, Section (b) Authority**.

District Council Meetings ●●●●●

The District Council holds at least two regular meetings during the program year. The first required meeting occurs as soon as practical after the Toastmasters International Annual Business Meeting but no later than **September 30** to approve the District budget and appointed officers. The other meeting is held between **March 15** and **June 1**.

Aside from the in-person meeting (unless otherwise instructed by the Board of Directors) held between March 15 and June 1, all other meetings are conducted virtually. The agenda is posted at least 14 days prior to the meeting, and notice of voting is sent in writing to all District Council members at least four weeks in advance. Include the dates of the council meetings and conference on the District website and in communications to club officers and District leaders during the year.

District Committee chairs and others whose participation the council requires may attend. At the discretion of the District Director, an option for online participation for non-voting individuals may be provided. Members attending the District conference who are not voting members of the council or their proxyholders may attend but do not participate in council deliberations. See **Policy and Protocol, Protocol 7.1: District Events, Section 6: District Council Meetings**.

Policy and Protocol →

Protocol 7.1: District Events, Section 6: District Council Meetings, F

District Council Quorum

A quorum is needed to conduct business. If any business is done at council meetings where a quorum is not present, then a majority of the clubs must approve the action through a post-meeting vote. See **District Administrative Bylaws, Article X: Council Meetings, Quorum, Proxies and Voting, Section (a) Regular meetings**.

Quorum

The minimum number of the members required to be present for a meeting to transact business.

District Administrative Bylaws →

Article X: Council Meetings, Quorum, Proxies, and Voting, Section (c) Quorum

Records ●●

All District funds, bank statements, canceled checks, original invoices, check requests, and other financial documents are the property of Toastmasters International and not of any individual, Area, Division, or District. The Finance Manager is responsible for storing and preserving records for the current administrative year, and the records must be made freely available to District leaders and to individual members to inspect and review.

Policy and Protocol →

Protocol 8.4: District Fiscal Management, Section 2: District Financial Records, A

Outgoing District leaders must deliver all District funds and records to the new Finance Manager or new District Director no later than **July 1** of each new District administrative year. The outgoing Finance Manager and the outgoing District Director may retain copies of any records necessary to complete the District Year-end Audit. If they receive any funds, statements, or other financial documents after July 1 they must immediately give them to the new Finance Manager or new District Director.

In order to satisfy United States Internal Revenue Service requirements, the District must send to World Headquarters, by **August 31** each year, original records for the previous administrative year for storage at World Headquarters. Toastmasters International honors requisitions for funds and supply orders after August 31 only if it has received these records.






Correspondence, memoranda, and other communications received by a District are District records and Toastmasters International property.

The District Director must determine whether the contents of these communications should be shared with other District leaders and their method of distribution based on the best interests of the District and Toastmasters International.

Documents of Previous Administrative Year Due to World Headquarters **August 31**

- ▶ Canceled checks
- ▶ Bank statements
- ▶ Paid invoices
- ▶ Cash-receipts journals
- ▶ Cash-disbursement journals
- ▶ Fixed Asset Template
- ▶ Accrual Template
- ▶ All other supporting documents

Other materials must also be kept for specific lengths of time:

Material	Length of Time	
Meeting minutes and attendance records	Indefinitely	
Copies of audits, budgets, Profit and loss statements, and financial statements	7 years	
Long-range and operational plans	3 years	
Correspondence	3 years	
Online club visit forms	1 year	

District Government Resources

District questions	districts@toastmasters.org
District financial questions	districtfinancialquestions@toastmasters.org

District Structure

District Alignment

All Districts have geographic boundaries. The geographic boundaries of a District are established at the time of its formation. Should the District want to change its boundaries, any proposed changes must be approved by the District Councils of all Districts involved and submitted to World Headquarters for the consideration of the Board of Directors.

Once each year, Districts must review and amend, if necessary, the alignment of the clubs, Areas, and Divisions within their boundaries. The result is subject to the approval of the District Council at its annual meeting between March 15 and June 1.

Changes cannot be made after the approval, so it is important that the alignment is correct because it is effective throughout the year.

Individual alignment templates will be sent to Districts by the end of June. Alignment plans are returned to World Headquarters by **July 15** on the template provided. No other format is accepted.

Take the necessary time to discuss strategy with the District Alignment Committee and define goals and expectations.

The District Alignment Committee

The task of aligning the clubs, Areas, and Divisions within the District is the responsibility of the District Alignment Committee. The District Alignment Committee is a group of District members appointed by the District Director and led by the alignment chair. The alignment chair ensures the committee prepares an alignment proposal and submits it to the District Executive Committee prior to the District Council meeting.

It is never too early to form a committee to review the District's alignment and put forward a structure for the next program year. The committee should construct a plan that serves the clubs in the most effective way possible while meeting Toastmasters International policy requirements. It is important for the District to consider club growth as well as club loss when creating its proposal.

To help with this task, here is a proposed timeline:

December

The District forms an alignment committee and orients the committee members, making sure they have the background, resources, and information necessary to function properly.

January/February

The Alignment Committee identifies alignment changes, gathering input from Area and Division Directors as needed. To ensure leadership roles are filled appropriately during the next program year, the Alignment Committee must inform the District Leadership Committee about any proposed changes.

February/March

The Alignment Committee prepares the alignment proposal and provides it to the District Executive Committee for review. The District gives appropriate notice to clubs affected by the alignment being considered.

April/May

The District Council approves final alignment.

June/July

The alignment is reported to Toastmasters International. Clubs, Areas and, Divisions are provided with the final alignment.

Policy and Protocol →

Protocol 7.0: District Structure, Section 1.D.

Alignment Considerations

The District Alignment Committee considers several factors when recommending alignment changes.

- ▶ At least three Areas per Division
- ▶ No fewer than four clubs and no more than six per Area
- ▶ Geographic proximity to other clubs
- ▶ Ability to participate in the Distinguished programs
- ▶ Area Director to effectively provide service, without requiring the clubs to change how meetings are conducted to accommodate an Area Director visit
- ▶ Possible growth and possible loss of clubs in those Areas and Divisions
- ▶ Club size and strength
- ▶ Prospective clubs and expected growth
- ▶ Changes anticipated by current District leaders
- ▶ Strategy focused on the benefits for all
- ▶ **Low and ineligible clubs must be included**
- ▶ **Advanced clubs may not be segregated into Areas**
- ▶ **Areas cannot be segregated by club type**

District Reformation or Consolidation

All Districts, Divisions, and Areas of Toastmasters International should provide the highest potential for continued club and membership growth. Thus, new Districts should be created and existing Districts consolidated or reformed only after the Board of Directors has determined that there are enough existing clubs in the territory to be included within the proposed new or consolidated Districts. These clubs also must be of sufficient membership strength to ensure efficient and financially sound administration of such proposed Districts. Once formed, a District should continue to operate as a District only so long as it meets certain minimum standards.

Alignment plans that do not meet policy requirements cannot be accepted. The District Alignment Committee must ensure that the proposal meets these requirements before bringing it forward. See **Protocol 7.0: District Structure, Section 1: Club Assignments**.

Communicate the approved alignment with clubs, Areas, and Divisions. Provide the final alignment to World Headquarters as soon as possible, and no later than July 15. See **Protocol 8.4: District Fiscal Management, Section 3: District Reserve Account, C.I.**

Divisions ●●●●

Areas are assigned to Divisions (at least three Areas per Division) by the District Alignment Committee and approved by the District Council. Divisions must be designated by a single letter. For example, Divisions may be assigned the letters N, S, and C for Northern, Southern, and Central. The same letter cannot designate more than one Division in a District. Each Division has a director, responsible for supervising activities within the Division. The Division Director, who is elected, works under the supervision of the District Director.

Division Council Functions

- ▶ Advisory group for the Division
- ▶ Achievement of club, Area, Division, and District objectives
- ▶ Council meetings, training, and contests

Division Purpose

- ▶ Provide District support and resources to clubs and members through Area Directors
- ▶ Aid in administration
- ▶ Assist in the presentation of speech contests
- ▶ Assist with training Area leaders and club officers
- ▶ Help clubs and Areas achieve Distinguished goals

Division Councils ●●●●

Division Council members are the Division Director, Assistant Division Director Program Quality, Assistant Division Director Club Growth, and Area Directors within the Division.

The Division Council manages Division activities; facilitates the achievement of club, Area, Division, and District goals; and helps with administrative activities, such as Division Council meetings, training, and contests.

The Division Council meets at least twice each year. Meetings are conducted in-person or online. The Division Director notifies attendees at least four weeks before each meeting.

See **Protocol 7.1: District Events, Section 7: Division Council Meetings**.

Areas ●

Clubs are assigned to Areas (four to six clubs per Area) by the District Alignment Committee and approved by the District Council. Area assignments for new clubs are reported in writing to World Headquarters at the time the club receives its charter. These assignments must be confirmed by the District Director.

Area Purpose

- ▶ Ensure each club fulfills its responsibilities to its members to become a Distinguished club.
- ▶ Promote and extend the benefits of membership in Toastmasters clubs.
- ▶ Help in the organization of new clubs.
- ▶ Facilitate the training of club officers.
- ▶ Encourage clubs to undertake efforts that create greater community awareness of Toastmasters and make Toastmasters available to more people.
- ▶ Oversee and conduct speech contests in the District.

Area Councils ●

Area Council members include the Area Director, Assistant Area Director Program Quality, Assistant Area Director Club Growth, Area Secretary, Club Presidents, Club Vice Presidents Education, and Club Vice Presidents Membership.

The Area Council manages Area activities and supports each club in the Area in fulfilling the club mission.

The Area Council meets at least twice each year. Meetings are conducted in-person or online.

The Area Director notifies attendees at least four weeks before each meeting.

See **Protocol 7.1: District Events, Section 8: Area Council Meetings**.

Clubs ●

At the center of Toastmasters is the club. The mission of the club is to provide a supportive and positive learning experience in which members are empowered to develop communication and leadership skills, resulting in greater self-confidence and personal growth.

All existing clubs that meet within the boundaries of a District, and all new clubs formed within those boundaries are assigned to that District. Assignment of a new club to an Area is made by the District Director, subject to approval by the District Executive Committee.

The District's role is to build new clubs and support all clubs in achieving excellence. The District must take the initiative in acquainting the clubs with the activities, services, and assistance offered by the District and by Toastmasters International.

Club Officer Installation ●●

One District function is to install officers of Toastmasters clubs when invited to do so. The Area Director is the District team member best suited to handle this important opportunity, although a Division Director or a past President of the club can do it. In a company or government club, a key executive or public figure, such as the corporation president or military officer, may be willing to perform the ceremony.

Gavel Clubs

Gavel Clubs, which operate as special groups affiliated with Toastmasters International, are formed as a result of individuals' inability to comply with eligibility requirements. See the **Bylaws of Toastmasters International, Article I: Purpose, Section 2.f.**, and **Article III: Membership, Section 1**.

The Gavel Club program is administered by World Headquarters, which provides materials, methods, and services to Gavel Clubs. Gavel Clubs are not affiliated with any Toastmasters club or District. However, members, clubs, and Districts may have working relationships with Gavel Clubs or lend them support. See **Policy 5.1: Gavel Clubs**.

Gavel Club Resources

Gavel Club questions

newclubs@toastmasters.org

Governing documents

www.toastmasters.org/GovDocs

District Timeline

July	August	September
Specific Deadlines July 1 Start: Toastmasters year Start: Audit documents to Audit Committee Start: Distinguished Programs July 15 <ul style="list-style-type: none"> Due: District leader list (along with signed District Leader Agreement and Release Statement) Due: District calendar Due: Area and Division alignment changes Due: District Signature Form and bank signatory card 	August 1 <ul style="list-style-type: none"> Start: Smedley Award membership-building program August 15 Due: Audit documents to Audit Committee August 31 <ul style="list-style-type: none"> End: club officer training for Distinguished credit Due: Year-end Audit Report for previous year Due: previous year's financial records Due: Fixed Asset Template and Accrual Template 	September 1 <ul style="list-style-type: none"> Due: changes to District leader list for leadership credit September 30 <ul style="list-style-type: none"> Due: Division and Area Directors Training Report Due: District Success Plan submitted through District Central Due: District budget End: Smedley Award membership-building program

Important Tasks

July	August	September
<ul style="list-style-type: none"> Start: first-round club visits Continue first-round club officer training Submit first-round club officer training reports online Continue Division Director and Area Director training Transfer all records to new administration Create District budget Contact clubs that have not submitted club officer lists Foster leadership team-building Prepare previous year's financial records for submission to World Headquarters Review District accounting system webinars Develop comprehensive communication plan for the new program year Publicize the District's semifinalist in the International Speech Contest District Council to decide if Area Directors will be appointed or elected for the following program year by Nov. 1 Work on the District Success Plan Due by September 30 	<ul style="list-style-type: none"> Submit first-round club officer training reports online Attend District Leader Training prior to International Convention Prepare for District Executive Committee meeting and District Council meeting Place orders for custom District event items at www.toastmasters.org/DistrictProductGuide Prepare previous year's financial records for submission to World Headquarters Pay all remaining prior year bills Publicize the District's semifinalist in the International Speech Contest Clubs submit membership-renewal dues online District Council to decide if Area Directors will be appointed or elected for the following program year by Nov. 1 Decide which speeches will be held within the District Work on the District Success Plan 	<ul style="list-style-type: none"> Work on the District Success Plan Clubs submit membership-renewal dues online District Council to decide if Area Directors will be appointed or elected for the following program year by Nov. 1 Publicize the District's speech contests

District Timeline

October	November	December
---------	----------	----------

Specific Deadlines

October 1

- Due: membership-renewal dues for credit in the Distinguished Club Program

October 31

- Due: Quarter 1 Profit and Loss Statement with certification page and narratives
- Due: Round one club officer training reports (June, July, August)

November 1

- Due: appointment of Audit Committee
- Due: appointment of District Leadership Committee Chair
- Start: second-round club officer training
- Due: Changes to the process to appointment or elect Area Directors from the District Council

November 30

- Due: first-round Area Director club visit reports

December 1

- Due: appointment of District Leadership Committee

December 31

- Due: club officers lists from clubs with semiannual terms

Important Tasks

October

- Plan Audit Committee appointments for Mid-year Audit
- Evaluate training for opportunities for improvement
- Clubs submit membership-renewal dues online
- District Director appoints District Leadership Committee (DLC) Chair, **Protocol 9.0**
- District Council to decide if Area Directors will be appointed or elected for the following program year by Nov. 1

November

- Contact clubs that have not paid membership-renewal dues
- Share successes and challenges with other leaders
- Show appreciation for volunteers
- DLC members are recommended by the DLC Chair and approved by the District Director
- Submit second-round club officer training reports online (District Central will open to enter club officer training after November 15)
- Start: second-round club officer training

December

- Start: second-round club visits
- Plan for elections
- Plan for annual conference
- Form District Alignment Committee
- Publish call for candidates
- Set date for audit
- Complete Accrual Template and Inventory Template

District Timeline

January	February	March
---------	----------	-------

Specific Deadlines

January 1

Start: Audit documents to Audit Committee

January 15

- ● ● Publish call for candidate declarations

February 1

Due: Audit documentation to Audit Committee

- Start: Talk Up Toastmasters membership-building program

February 15

- Due: Mid-year Audit Report
- Due: first half of financial documents
- Due: Accrual Template and Inventory Template

February 28 (or 29)

- End: club officer training for Distinguished credit

March 31

- End: Talk Up Toastmasters membership-building program

Important Tasks

January

- Prepare Mid-year Audit Report
- Continue second-round club officer training
- Submit second-round club officer training reports online
- Prepare proxy/credentials forms for District conference
- Audit Committee conducts audit
- ● ● Attend Mid-year District Leader Training

February

- Submit second-round club officer training reports online
- Prepare proxy/credentials forms for District conference
- Order speech contest awards
- Prepare for the annual District conference, including District Executive Committee meeting and District Council meeting
- Place orders for custom District event items at www.toastmasters.org/DistrictProductGuide
- District Leadership Committee submits report to District Director six weeks before District conference
- Publish District Leadership Committee report four weeks before District conference
- Clubs submit membership-renewal dues online

March

- Clubs submit membership-renewal dues online
- Submit second-round club officer training reports online
- Order speech contest awards
- Send proxy/credentials forms to Club Presidents and Vice Presidents Education at least two weeks before the District conference
- Prepare for the annual District conference, including District Executive Committee meeting and District Council meeting
- District Leadership Committee submits report to District Director six weeks before District conference
- Publish District Leadership Committee report four weeks before District conference
- March 15–June 1: District Council annual meetings occur (actual dates set by each District).

District Timeline

April	May	June
-------	-----	------

Specific Deadlines

April 1

Due: membership-renewal dues for credit in the Distinguished Club Program

April 30

Due: Quarter 3 Profit and Loss Statement with certification page and narratives

May 1

Start: Beat the Clock membership-building program

May 31

Due: Club officer training reports
Due: Round two club officer training reports (November, December, January, February)
Due: second-round Area Director club visit reports

June 1

Start: first-round club officer training
Start: training for Division and Area Directors

June 30

Due: club officer lists
End: Beat the Clock membership-building program
End: Distinguished programs
End: Toastmasters year

Important Tasks

April

Clubs submit membership-renewal dues online
Host the annual District conference
Submit second-round club officer training reports online
Report election and appointment results soon after District conference
Publicize and promote District conference
District Leadership Committee submits report to District Director six weeks before District conference
Publish District Leadership Committee report four weeks before District conference

May

Plan for the transition of District leaders
Contact clubs that have not paid membership-renewal dues
Host the annual District conference
Report election and appointment results soon after District conference
Publicize and promote District conference
Prepare for Division and Area Director training beginning in June

June

Start first-round club officer training
Submit first-round club officer training reports online
Start Division Director and Area Director training
Plan District calendar
Start Year-end Audit
Submit Area and Division alignment report on template provided by July 15
Meet with incoming District leaders about transitioning to next administration
Foster leadership team-building
Pay all bills for the year by June 30
Prepare files to hand over
Prepare Fixed Asset Template and Accrual Template
Publicize Toastmasters International Speech Contest semifinalist

Leadership Roles

As a District leader, you will have many opportunities to assist the clubs and members in your District over the coming term, while also further developing your leadership skills. Self-evaluation forms are available to use and track your leadership development during your term. To find these forms, please visit the **District Leader Tools** webpage. We recommend taking the self-assessment monthly or bimonthly. Below, you will find a summary of each District leader position and helpful resources.

District Director ●

As the District Director, you are responsible for directly administering and overseeing the District's day-to-day operations, finances, and human resources. You are the only officer who is authorized to sign off on contracts.

You have a team of District leaders to help you fulfill these responsibilities. You must empower your District leadership team members to work together toward the District mission, while supporting each one in their development as a leader. Together with your Program Quality Director and Club Growth Director you are expected to participate in District Leader Training, Mid-year Training, and online training via **Pre-District Leader Tutorials** on the Toastmasters International website.

To serve as District Director, you must have been an active member of a Toastmasters club in good standing for the entire preceding 12 months, or have been a member for 12 consecutive months within that past three (3) years, in the District in which the you shall serve. You must have served at least six consecutive months as a Club President and at least 12 consecutive months as a Program Quality Director, Club Growth Director, or Division Director, or a combination thereof at the time you take office. The District Director may serve in their role for a full year and cannot be re-elected to the same office for a succeeding term. See **District Administrative Bylaws, Article VII: Officers, Section (d) Qualifications**.

For a full list of District Director competencies, visit www.toastmasters.org/DistrictLeaderCompetencies.

District Director Responsibilities ●

Guidance

The District Director supervises and guides all elected and appointed District leaders and is responsible for their success. Your leadership skills provide more than just a means of directing and facilitating the work of the District; your personal leadership style sets the tone and direction for the entire District.

It is the District Director who inspires and motivates team members to achieve goals, keeping in mind their development needs.

The District Director delegates tasks and authority as appropriate.

When conflicts arise, the District Director assists in their resolution.

The District Director collaborates with people inside and outside of the District to achieve District goals.

Financial Resources

As District Director, you have fiduciary responsibility and are accountable for the District's management of funds that support the District mission. You administer and oversee the District's financial resources.

Along with the District Executive Committee, the District Director prepares the District budget to be approved by the District Council.

The District Director authorizes all purchases on behalf of the District.

Chair

At District Executive Committee meetings and District Council meetings, the District Director serves as chair. This means the District Director manages the proceedings and keeps the agenda moving forward. As District Director, you are expected to manage procedural matters in the conduct of the meeting, and to apply *Robert's Rules of Order Newly Revised* when applicable. You may purchase this book online or at a local retailer.

It is the District Director's responsibility to appoint District leaders and Committees as provided for in the **District Administrative Bylaws**, subject to approval by the District Council.

Operations

The District Director works with Toastmasters International on matters related to District operations.

It is the District Director who is responsible for preparing and submitting all plans and reports to World Headquarters.

The District Director leads the District to success by helping clubs reach goals related to education, membership, and training.

The District Director has a working knowledge of Toastmasters governing documents and manuals for District leaders and club officers.

To serve the needs of members, the District Director is adaptable and willing to change when needed.

District Director Resources

District Leader Tools

www.toastmasters.org/DistrictLeaderToolkit

District Success Plan

www.toastmasters.org/Dsp

District Finance

www.toastmasters.org/DistrictFinance

*Distinguished Club Program and
Club Success Plan* (Item 1111)

www.toastmasters.org/1111

Governing documents

www.toastmasters.org/GovDocs

District Leader Tutorials

www.toastmasters.org/DistrictTutorials

Toastmasters International District Recognition Program
(Item 1490)

www.toastmasters.org/1490

Distinguished Performance Reports

[www.toastmasters.org/
DistinguishedPerformanceReports](http://www.toastmasters.org/DistinguishedPerformanceReports)

Managing District Finances: A Guide for District Leaders
(Item 1307)

www.toastmasters.org/1307

Program Quality Director ●

As the Program Quality Director, you are responsible for all aspects of education and training within the District. This includes supporting quality club programming efforts, promoting the Distinguished Club Program, and planning, organizing, and executing the District conference. You are also responsible for promoting and supporting club quality and member retention.

Along with your District Director and Club Growth Director you are expected to participate in District Leader Training, Mid-year Training, and online training via **District Leader Tutorials** on the Toastmasters International website.

To be Program Quality Director, you must have served at least six consecutive months as Club President and at least 12 consecutive months as a Program Quality Director, Club Growth Director, Division Director, or Area Director. The Program Quality Director may serve in their role for a full year and cannot be re-elected to the same office for a succeeding term. See **District Administrative Bylaws, Article VII: Officers**.

For a full list of Program Quality Director competencies, visit www.toastmasters.org/DistrictLeaderCompetencies.

Program Quality Director Responsibilities ●

Education Goals

As Program Quality Director, you promote all members in achieving education awards and recognizing those achievements.

The Program Quality Director oversees and promotes training for club officers, Area, and Division leaders..

As Program Quality Director, you are familiar with education and training resources on the Toastmasters website as well as manuals for club and District leaders.

Training Programs

As Program Quality Director, you plan, organize, and direct the District's training programs.

It is your responsibility to make sure Division and Area leaders and club officers are properly trained to fulfill their roles and responsibilities.

Part of your training program duties involve selecting training coordinators and facilitators to conduct District training programs and supporting them in their efforts.

As Program Quality Director, you are responsible for managing a network of trainers as well as soliciting feedback from training participants regarding the trainers.

As your administrative year comes to a close, work closely with the incoming Program Quality Director so that training programs transition smoothly.

District Executive Committee

The Program Quality Director is the second-ranking member of the District Executive Committee. In the absence of the District Director, the Program Quality Director chairs that body.

In consultation with and subject to the approval of the District Director, you appoint a District conference chair, training coordinators, and committee chairs to promote education achievements within clubs.

District Conference

It is the Program Quality Director who is responsible for all aspects of the District conference. You plan,

organize, and direct the event. You will be responsible for working with the District Director to ensure all costs and contracts are acceptable. The District Director will be the final signatory for all District event contracts.

As Program Quality Director, you supervise the selection of the District conference site.

You are responsible for the educational content presented at the conference.

Speech Contests

As Program Quality Director, you coordinate and supervise the International Speech Contest at the District level.

Keep in mind that all District-level speech contests are conducted only at the annual District conference. The District-level International Speech Contest will need to be video recorded for region quarterfinals submission.

As Program Quality Director, you have a working knowledge of the **Speech Contest Rulebook** (Item 1171). Additional information can also be found in **Policy 6.0: Speech Contests**.

Program Quality Director Resources

District Leader Tools

www.toastmasters.org/DistrictLeaderToolkit

Speech contests

www.toastmasters.org/SpeechContests

Speech Contest Rulebook (Item 1171)

www.toastmasters.org/1171

Speech contest frequently asked questions

www.toastmasters.org/SpeechContestFaq

Region quarterfinals frequently asked questions

www.toastmasters.org/footer/faq/Region%20Quarterfinals

The Toastmasters Education Program

www.toastmasters.org/MemberEducation

Training club and District leaders

www.toastmasters.org/DistrictTraining

How to Be a Distinguished Club (Item 299)

www.toastmasters.org/299

District Leader Tutorials

www.toastmasters.org/DistrictTutorials

Governing documents

www.toastmasters.org/GovDocs

Managing District Finances: A Guide for District Leaders (Item 1307)

www.toastmasters.org/1307

Tools and products for District conference

www.toastmasters.org/DistrictProductGuide

Toastmasters International District Recognition Program (Item 1490)

www.toastmasters.org/resources/District-Recognition-Program

Club Growth Director ●

As the Club Growth Director, you are responsible for all aspects of marketing, club-building, and club-retention efforts within the District. This includes defining an overall marketing strategy for the District, developing outreach and retention efforts with existing community and corporate clubs, and penetrating new markets. Additionally, the Club Growth Director supports challenged clubs and helps them to become Distinguished.

Along with your District Director and Program Quality Director you are expected to participate in District Leader Training, Mid-year Training, and online training via **District Leader Tutorials** on the Toastmasters International website.

To be Club Growth Director, you must have served at least six consecutive months as Club President and at least 12 consecutive months as a Program Quality Director, Club Growth Director, Division Director, or Area Director. The Club Growth Director may serve in their role for a full year and cannot be re-elected to the same office for a succeeding term. See **District Administrative Bylaws, Article VII: Officers**.

For a full list of Club Growth Director competencies, visit www.toastmasters.org/DistrictLeaderCompetencies.

Club Growth Director Responsibilities ●●●

Marketing Strategy

The Club Growth Director develops a marketing plan in conjunction with District team members. This marketing plan introduces new initiatives and guides the District in meeting membership and club-growth objectives.

With the District Director's approval, the Club Growth Director appoints members to chair club growth committees, such as the club extension chair, club quality chair, club retention chair, and club new source research chair. These positions form the District marketing team. Once formed, these committees help the Club Growth Director to design, develop, and implement District marketing projects.

As the brand steward at the District level, the Club Growth Director is responsible for ensuring the District adheres to Toastmasters International brand standards.

Membership and Club Growth

As Club Growth Director, you recruit, train, and supervise a strong club-building team; you work closely with the Region Advisor to meet the District's membership and club-building goals.

In collaboration with and subject to the approval of the District Director, the Club Growth Director appoints committee chairs as necessary to aid in the organization of new clubs in the District.

It is your responsibility, as Club Growth Director, to assist the club and the District Director to appoint club sponsors, mentors for new clubs (within 60 days of the organization of the new club), and club coaches for existing clubs that are struggling. Once appointed, you train, motivate, and supervise the club sponsors, mentors, and coaches and manage the Club Coach program to help struggling clubs achieve recognition in the Distinguished Club Program.

Division, Area, and Club Administration

The Club Growth Director monitors Division, Area, and club administration to ensure forms, reports, lists, and other information are submitted to World Headquarters in a timely manner. This includes the **Area Director's Club Visit Report** and club officer lists.

As Club Growth Director, you provide quantitative feedback regarding District progress at District leadership meetings.

District Executive Committee

The Club Growth Director is the third-ranking member of the District Executive Committee, presiding over that body and the District Council in the absence of the District Director and Program Quality Director.

Each month, you report on the activities of the District marketing team to the District Executive Committee. It is your responsibility to delegate and hold District marketing team members accountable.

Club Growth Director Resources

District Leader Tools

www.toastmasters.org/DistrictLeaderToolkit

Club Growth Director Handbook (Item 110)

www.toastmasters.org/110

District Marketing Plan

[www.toastmasters.org/resources/
Club-Growth-Director-Resources](http://www.toastmasters.org/resources/Club-Growth-Director-Resources)

Toastmasters marketing resources

www.toastmasters.org/MarketingResources

District marketing team

www.toastmasters.org/DistrictMarketingTeam

Brand Portal

www.toastmasters.org/BrandPortal

Membership-building programs

www.toastmasters.org/MembershipBuilding

Club Mentor Program Kit (Item 1163)

www.toastmasters.org/1163

Club Coach Program

www.toastmasters.org/ClubCoach

Sponsor, mentor, and coach training materials

www.toastmasters.org/SponsorMentorCoachTrain

District Leader Tutorials

www.toastmasters.org/DistrictTutorials

Governing documents

www.toastmasters.org/GovDocs

Managing District Finances: A Guide for District Leaders
(Item 1307)

www.toastmasters.org/1307

Toastmasters International District Recognition Program
(Item 1490)

[www.toastmasters.org/resources/
District-Recognition-Program](http://www.toastmasters.org/resources/District-Recognition-Program)

Toastmasters Lead Management
program guidelines

[www.toastmasters.org/resources/
Club-Growth-Director-Resources](http://www.toastmasters.org/resources/Club-Growth-Director-Resources)

Administration Manager ●

As the Administration Manager, you are responsible for maintaining the historical records of the District, recording and distributing meeting minutes, and otherwise maintaining accurate, timely records of District business.

The Administration Manager may be elected or appointed as decided by the District Council. If appointed, the District Director makes the appointment subject to the approval of the District Executive Committee and the District Council. You are eligible for re-election or re-appointment for one succeeding term only. The office of Administration Manager and Finance Manager may be combined. See **District Administrative Bylaws, Article VII: Officers, Section (c) Other Officers**.

For a full list of Administration Manager competencies, visit www.toastmasters.org/DistrictLeaderCompetencies.

Administration Manager Responsibilities ●

Meeting Minutes

As Administration Manager, it is your responsibility to record, organize, and keep accurate minutes of District Executive Committee meetings and District Council meetings.

Documents

The Administration Manager upholds the **District Administrative Bylaws** and District procedures, and keeps a permanent history of District accomplishments.

Correspondence

The Administration Manager is responsible for all District correspondence.

As Administration Manager, you help prepare the mailing of announcements for District meetings, copies of minutes, and other District reports to clubs.

Administration Manager Resources

Club Leadership Handbook (Item 1310)

www.toastmasters.org/1310

Governing documents

www.toastmasters.org/GovDocs

Finance Manager ●

As the Finance Manager, you are tasked with the fiscal oversight and management of the District. The Finance Manager works closely with the District Director, Program Quality Director, and Club Growth Director to ensure that the District is making cost-effective decisions—within policy—that result in effective fiscal management.

The Finance Manager should have knowledge of accounting and be acquainted with the handling of financial matters.

The Finance Manager may be elected or appointed as decided by the District Council. If appointed, the District Director makes the appointment subject to the approval of the District Executive Committee and the District Council. You are eligible for re-election or re-appointment for one succeeding term only. The office of Administration Manager and Finance Manager may be combined. See **District Administrative Bylaws, Article VII: Officers, Section (c) Other Officers**.

For a full list of Finance Manager competencies, visit www.toastmasters.org/DistrictLeaderCompetencies.

Finance Manager Responsibilities ●●●

Budgeting

As the Finance Manager, it is your job to develop, plan, and recommend a program for using District financial resources.

This includes assisting the District Director in developing a realistic budget based upon the goals of the District.

As Finance Manager, you also record, monitor, forecast, and evaluate the District's financial performance.

The Finance Manager is responsible for the requisition, receipt, and disbursement of District funds.

Profit and Loss Statements

Each month, the Finance Manager is responsible for recording revenues and expenses in the District accounting system; the Finance Manager is also responsible for reconciling District, Division, Area, and conference bank accounts. In addition to these duties,

the Finance Manager submits the Profit and Loss Statement to the following groups during the time frames specified below:

- ▶ **District Directors, Program Quality Directors, and Club Growth Directors:** monthly
- ▶ **World Headquarters, District Executive Committee, and District Council:** quarterly
- ▶ **District Audit Committee:** semi-annually

When the Profit and Loss Statement is submitted to the District Audit Committee, the Finance Manager must also submit all financial information and records. This allows the Committee to review financial results and perform the Mid-year or Year-end audits.

District Assets

As Finance Manager, it is your responsibility to account for all District fixed assets and inventory.

District Finance Training

Upon taking office, you should be familiar with Toastmasters International’s Bylaws, Policy and Protocol. You should also be familiar with **Managing District Finances** (Item 1307), a comprehensive financial resource that can help you manage the fiscal responsibilities of your District.

It’s also important for you to understand how to use the District accounting system. Training modules on how to use this system is available on the Toastmasters International website at www.toastmasters.org/DistrictFinanceTraining.

Finance Manager Resources

District Finance	www.toastmasters.org/Districtfinance
District financial questions	districtfinancialquestions@toastmasters.org
Governing documents	www.toastmasters.org/govdocs
District Accounting System Training Modules	www.toastmasters.org/leadership-central/district-leader-tools/district-management/district-finance/finance-education/District-Accounting-System-Training-Webinars
<i>Managing District Finances: A Guide for District Leaders</i> (Item 1307)	www.toastmasters.org/1307

Public Relations Manager ●

As the Public Relations Manager, you are responsible for coordinating publicity efforts in the District. By establishing and maintaining lines of communication between the District and its members, as well as between the District and the public, you work to increase awareness of Toastmasters through all available media.

The Public Relations Manager may be elected or appointed as decided by the District Council. If appointed, the District Director makes the appointment subject to the approval of the District Executive Committee and the District Council. You are eligible for re-election or re-appointment for one succeeding term only. See **District Administrative Bylaws, Article VII: Officers, Section (c) Other Officers**.

For a full list of Public Relations Manager competencies, visit www.toastmasters.org/DistrictLeaderCompetencies.

Public Relations Manager Responsibilities ●

Communication Plan

As Public Relations Manager, you develop a comprehensive communication plan at the beginning of the program year. The purpose of this plan is to keep members informed of Toastmasters activities, news, and events, such as club officer training, Division and Area Director training.

You are also responsible for informing the local community about club and District events and member achievements, which enhances the public's awareness of the organization and its members.

In your role, you motivate members to become involved. You also contribute content for your District's newsletter, website, and social media sites.

Public Relations and Publicity

In order to attract new members, one of your responsibilities is to create a public relations plan that garners positive publicity in local media outlets.

Brand Stewardship

The Public Relations Manager is the guardian of the organization's image: the Toastmasters brand. When communicating with members, prospective members and public, and local media, the Public Relations Manager considers Toastmasters branding guidelines and applies them to promotional materials as appropriate.

Public Relations Manager Resources

Let the World Know (Item 1140)

www.toastmasters.org/1140

Public Relations Manager Training Webinar

www.toastmasters.org/PublicRelations

Media Center

mediacenter.toastmasters.org

Public Relations

www.toastmasters.org/PublicRelations

Brand Portal

www.toastmasters.org/BrandPortal

PRM Communication Plan

www.toastmasters.org/PublicRelations

Governing documents

www.toastmasters.org/GovDocs

Division Director ●

As Division Director, your job is to lead and support the Division through the supervision and support of the Area Directors.

One of your primary goals as Division Director is to ensure that each club achieves its mission and fulfills its responsibilities to its members.

To achieve this, you coordinate Division activities, set Division goals, and assist in the training of Area leaders and club officers.

To serve as Division Director, you must have served at least six consecutive months as a member of a District Council. The Division Director may be re-elected to one succeeding term. See **District Administrative Bylaws, Article VII: Officers**.

For a full list of Division Director competencies, visit www.toastmasters.org/DistrictLeaderCompetencies.

Division Director Responsibilities ●●●●

Guidance

As Division Director, you provide motivation, guidance, and supervision to Area Directors to help them fulfill their roles and responsibilities.

This includes contacting Area Directors at least monthly to discuss progress in the Distinguished Area Program, club visits, and the Distinguished Club Program.

Division Progress

The Division Director participates in Division Director training provided by the District.

As Division Director, you report regularly to the District Director, Program Quality Director, and Club Growth Director on Division progress.

Division Council

The Division Director serves as Division Council chair, holding at least two Division Council meetings each year.

At Division Council meetings, the Division discusses each Area's and each club's plan, goals and progress in their Distinguished programs, and the need for assistance.

The Division Director reviews club officer training plans and achievements at the Division Council meetings.

As Division Director, you also discuss plans for Division speech contests at Division Council meetings.

Distinguished Programs

As Division Director, you are responsible for your Division achieving Distinguished Division recognition.

It is also your job to assist Area Directors and clubs in achieving Distinguished recognition.

Speech Contests

The Division Director coordinates Division speech contests and assists the Area Director with Area speech contests.

Division Director Resources

<i>How to Build a Toastmasters Club</i> (Item 121)	www.toastmasters.org/Build
<i>Club Leadership Handbook</i> (Item 1310)	www.toastmasters.org/1310
<i>Toastmasters International District Recognition Program</i> (Item 1490)	www.toastmasters.org/resources/District-Recognition-Program
<i>Distinguished Club Program and Club Success Plan</i> (Item 1111)	www.toastmasters.org/1111
<i>Speech Contest Rulebook</i> (Item 1171)	www.toastmasters.org/1171
<i>Training Club Leaders</i> (Item 217)	www.toastmasters.org/217
Governing documents	www.toastmasters.org/GovDocs
Division Success Plan	www.toastmasters.org/resources/division-success-plan

Area Director ●

As Area Director, you serve as the direct liaison between the District and the clubs.

The **District Administrative Bylaws** provide for the selection of Area Directors either by appointment by the District Director or by election from the Area Councils. Toastmasters International recommends that District Directors appoint Area Directors.

Area Directors conduct club visits twice a year within their respective Areas to understand and support club needs. In turn, these visits help District leaders understand how to support and meet the needs of each club. It is important that Area Directors have the support needed from the Division Director to serve the clubs. The success of the District depends on it.

Area Directors are eligible for re-election or re-appointment for one succeeding term only. Ideally, Area Directors have served as members of a District Council. See **District Administrative Bylaws, Article VII: Officers**.

For a full list of Area Director competencies, visit www.toastmasters.org/DistrictLeaderCompetencies.

Area Director Responsibilities ●

Guidance

As Area Director, you are responsible for leading your Area by serving the needs of clubs.

In order to understand clubs' needs, the Area Director contacts Club Presidents monthly to discuss their performance in the Distinguished Club Program.

The Area Director also discusses District training and other District events with the Area clubs.

As Area Director, you follow up on items identified during previous contact with Club Presidents.

Area Council

The Area Director is the Area Council chair and holds at least two Area Council meetings each year.

At Area Council meetings, the Area Director discusses each club's plans and goals in the Distinguished Club Program and reviews attendance at club officer training.

In accordance with the District Council's decision to elect or appoint Area Directors as specified in the

District Administrative Bylaws, Article VII, Section

(c), evaluate and assess Area Director candidates in order to either (1) provide one or more appointment recommendations to the District Director or (2) elect the following year's Area Director.

Area Director's Club Visits

Make at least two club visits per club per year:

Assess club membership and its leadership's willingness to grow.

Determine who fulfills education achievements and when these are completed.

Submit the Area Director's Club Visit Report online.

Area Progress

The Area Director participates in Area Director training provided by the District.

The Area Director reports regularly to the Division Director and District leaders on Area progress.

Distinguished Programs

It is the Area Director’s responsibility to motivate and assist each club in the Area to become Distinguished.

Area Speech Contests

As Area Director, you are responsible for coordinating Area speech contests. You may ask the Division Director for assistance in planning these events.

Area Director Resources

<i>Serving Clubs through Visits: A Guide for Area Directors</i> (Item 219)	www.toastmasters.org/219
<i>How to Build a Toastmasters Club</i> (Item 121)	www.toastmasters.org/Build
<i>Club Leadership Handbook</i> (Item 1310)	www.toastmasters.org/1310
<i>Toastmasters International District Recognition Program</i> (Item 1490)	www.toastmasters.org/resources/District-Recognition-Program
<i>Distinguished Club Program and Club Success Plan</i> (Item 1111)	www.toastmasters.org/1111
<i>Speech Contest Rulebook</i> (Item 1171)	www.toastmasters.org/1171
<i>Training Club Leaders</i> (Item 217)	www.toastmasters.org/217
Area Success Plan	www.toastmasters.org/resources/area-success-plan

Additional Leadership Roles

The District may have leadership roles in addition to those outlined on the previous pages. See **District Administrative Bylaws, Article VII: Officers, Section (a) District Officers**. Although fulfilling one of these roles does not allow a member to earn credit toward an education award and may not be logged in the member record, Toastmasters who accept these roles gain valuable experience.

The following includes notable leadership roles. Other leadership roles, such as committee chairs, are addressed in applicable sections of this handbook.

Immediate Past District Director

The Immediate Past District Director provides counsel and guidance to District leaders and plans, directs, and organizes projects and committees as requested by the District Director. One of the major responsibilities of this role is to ensure the incoming District Director receives all pertinent District documents prior to June 30. Other responsibilities include serving as a member of the District Executive Committee and District Council, upholding the Bylaws and Policies of Toastmasters International, encouraging dedicated members to accept leadership positions, and helping the District achieve Distinguished recognition.

Logistics Manager

The Logistics Manager selects meeting locations and organizes the room, ensuring the atmosphere is conducive to successful events, such as business meetings, speech contests, and training. The Logistics Manager sets up necessary equipment, assists District leaders with meeting arrangements, distributes program materials, keeps track of District property, and addresses disruptions during events. Proven abilities in organization and diplomacy are a must for this role.

Webmaster

The Webmaster assists the District Director and Club Growth Director with updates to the District website. Although the District Director is the publisher of the District website and ultimately responsible for its content, the Webmaster plays an important role in maintaining the website. This involves posting District announcements, removing outdated content, and troubleshooting functionality issues. Members who typically excel in this role are internet savvy and creative.

Parliamentarian

The Parliamentarian assists the District Director with planning and conducting District meetings. Working with Toastmasters International, the responsibilities of the Parliamentarian include interpreting Toastmasters Bylaws and Policies, reviewing District operating procedures as requested by the District Director, and ensuring all meetings follow proper protocol. The Parliamentarian is an invaluable resource for the District Director, offering help, guidance and support during meetings, and answering any questions the District Director has related to rules and procedures. Members who assume this role must have a thorough understanding of Robert’s Rules of Order Newly Revised.

Parliamentarian Resource

Parliamentary procedure

www.toastmasters.org/Parliamentary

Region Advisor ●

The Region Advisor is responsible for supporting, coaching, and mentoring District leaders in their efforts to fulfill the District mission. In doing so, a greater number of people are afforded the opportunity to benefit from the Toastmasters education program.

The Region Advisor role is a region-level leader and not a District-level leadership position. The Region Advisor coaches Districts to success and helps District Directors, Program Quality Directors, Club Growth Directors, and Public Relations Managers develop as leaders. The Region Advisor provides marketing support to District leaders and helps identify strategies that enable Districts to extend the network of clubs and enhance club performance.

Regions with eight or fewer Districts have one Region Advisor and regions with nine or more Districts have two Region Advisors. See **Policy 10.0: Region Advisors, Section 5.D**.

Region Advisor Responsibilities

Region Advisor Visits

Visits are intended to provide support, leadership development, skill building, mentoring, and coaching to District leaders. Districts must accept visits by a Region Advisor (per **Protocol 10.1: Region Advisor visits**).

Marketing Objectives

The Region Advisor assists District leadership teams in the interpretation and planning of marketing objectives through District performance reports and the District Success Plan. This also includes aiding Districts' club-building efforts, such as training in how to conduct corporate visits.

District Leader Training

Region Advisors conduct District leader training sessions at the International Convention and Mid-year Training.

Region Advisor Peer Group Calls

Region Advisors hold monthly District leader peer group calls to create an environment of teamwork and support. Plan to attend your peer group call to share best practices, marketing ideas, challenges, solutions, and successes.

Region Advisor Resources

Region Advisor Tools	www.toastmasters.org/Ra
Region and District Map	www.toastmasters.org/Regions
Region Advisor Tutorials	www.toastmasters.org/RaTutorials
Region Advisor Handbook	www.toaststmasters.org/RaHandbook
Region Advisor Visits	www.toastmasters.org/leadership-central/governing-documents#Protocol101RegionAdvisorVisits586

District Recognition

Each program year, Toastmasters International recognizes Districts, Divisions, Areas, and clubs in the achievement of Distinguished program goals. One of your duties as a District leader is to promote these programs. Earning recognition is based on performance, not on District size. There is no limit to the number of Areas, Divisions, and Districts that can achieve Distinguished, Select Distinguished, President's Distinguished, and Smedley Distinguished recognition.

District Strategies Guide

Please view the new **District Strategies Guide** to help enhance success in achieving the District mission.

The District Success Plan

The District Success Plan is an extensive planning tool that the District leadership team completes at the beginning of each program year. The plan helps the District to evaluate current situations, establish specific goals, and develop strategies that can be used to achieve success in the Distinguished District Program. The plan must be submitted to World Headquarters by **September 30**.

Division and Area Directors Training Report

It is the responsibility of the District to see that Area Directors and Division Directors are given the appropriate training to make it possible for them to fulfill their duties to the clubs in the most effective manner possible. The Program Quality Director completes the Division and Area Directors Training Report detailing the Area and Division Directors trained. Conduct the training programs as early as possible in the Toastmasters year, but no later than **September 30**.

Policy and Protocol →

Protocol 3.0: Ethics and Conduct, Section 6: Recognition Program Violations, C

Distinguished District Program

The Distinguished District Program focuses on club quality and member satisfaction and recognizes Districts that meet goals in growth and educational achievement through the support of their clubs. It is also a management tool to focus Districts on increasing membership, forming new clubs, and ensuring clubs are meeting the needs of their members. Learn more about the Distinguished District Program and the recognition requirements for Areas, Divisions, and Districts in the **Toastmasters International District Recognition Program** (Item 1490).

Qualifying Requirements

A qualifying requirement is a prerequisite or prior condition for participation in the program. If a qualifying requirement is not met, Distinguished recognition may not be received.

To be considered for recognition, Districts must meet two qualifying requirements:

1. Submit the Division and Area Directors Training Report to World Headquarters by **September 30** showing that 85% of Division and Area Directors were trained.
2. Submit the District Success Plan to World Headquarters by **September 30**.

Districts that fulfill the qualifying requirements and achieve the following are eligible for recognition at year-end:

Achievement	Recognition Earned
1.5% increase of membership payments base, 1.5% increase of club base and Distinguished clubs equal to at least 40% of the District's club base	Distinguished District
3% increase of membership payments base, 3% increase of club base and Distinguished clubs equal to at least 45% of the District's club base	Select Distinguished District
5% increase of membership payments base, 5% increase of club base and Distinguished clubs equal to at least 50% of the District's club base	President's Distinguished District
8% increase of membership payments base, 8% increase of club base and Distinguished clubs equal to at least 55% of the District's club base	Smedley Distinguished District

Distinguished District reimbursement form

Tracking Progress

District goals are established for the year based on its membership base and club base. The goals are reflected in reports available on the Toastmasters International website at www.toastmasters.org/DistinguishedPerformanceReports.

Awards

The rewards for Districts that earn recognition are as follows:

	Distinguished District	Select Distinguished District	President's Distinguished District	Smedley Distinguished District
District Director and spouse will receive complimentary convention registration and complimentary tickets to each of the official meal functions and speech contests, if ticketed separately.				x
Single-room accommodation for two additional nights (total of four nights) at the International Convention for the District Director				x
VIP seating at International Convention events (if applicable) for the District Director and spouse				x
Round-trip airfare (coach) to the International Convention for the District Director			x	x
Single-room accommodation for two nights at the International Convention for the District Director		x	x	x
One (1) discounted registration to the International Convention for the District Director and complementary ticket to the speech contest, if ticketed separately.	x	x	x	
Complimentary admission to the Golden Gavel presentation for the District Director.	x	x	x	x
Awards for the District Director, Program Quality Director, and Club Growth Director presented at the Hall of Fame	x	x	x	x
Patch for the District banner	x	x	x	x
Certificates to recognize those who contributed to the District's success	x	x	x	x

District Excellence Awards ●●

The Program Quality Directors of Districts that meet Distinguished goals in training and number of Distinguished clubs receive the Excellence in Program Quality Award.

The Club Growth Directors of Districts that meet Distinguished goals in club and membership growth, receive the Excellence in Club Growth Award.

Districts that are Distinguished for three or more consecutive years are recognized with an Excellence in Leadership Award.

All of these awards are presented to recipients at the Toastmasters International Convention.

Distinguished Division Program

The Distinguished Division Program recognizes Divisions that plan, set goals, and achieve success. The program builds on club success and complements the goals that Districts set to earn Distinguished recognition. Divisions may receive Distinguished, Select Distinguished, or President’s Distinguished recognition by meeting the goals outlined below. Division goals are established based on the number of clubs and Areas in a Division.

Qualifying Requirements

Divisions with at least three Areas are automatically contenders for Distinguished recognition.

To be considered for recognition, Divisions must meet one qualifying requirement:

- 1. Divisions must have no net club loss.

Achievement	Recognition Earned
Distinguished clubs equal to at least 40% of the Division’s club base	Distinguished Division
Distinguished clubs equal to at least 45% of the Division’s club base	Select Distinguished Division
Distinguished clubs equal to at least 50% of the Division’s club base plus net club growth of one	President’s Distinguished Division

Distinguished Area Program

The Distinguished Area Program recognizes Areas that plan, set goals, and achieve success. The program builds on club success and complements the goals that Divisions and Districts set to earn Distinguished recognition. Areas may receive Distinguished, Select Distinguished, or President’s Distinguished recognition by meeting specific goals. All goals are calculated using an Area’s club base.

Qualifying Requirements

Areas with a club base of at least three are automatically contenders for Distinguished recognition. **Keep in mind that an Area's club base increases if April membership dues are paid after July 1.**

To be considered for recognition, Areas must meet two qualifying requirements:

1. Areas must have no net club loss.
2. Areas must submit the **Area Director's Club Visit Report** (Item 1471) for 75% of its club base for first-round visits by **November 30** and for 75% of its club base for second-round visits by **May 31**.

Achievement	Recognition Earned
Distinguished clubs equal to at least 50% of the Area's club base	Distinguished Area
Distinguished clubs equal to at least 50% of the Area's club base plus one more Distinguished club	Select Distinguished Area
Distinguished clubs equal to at least 50% of the Area's club base plus one more Distinguished club and a net club growth of one	President's Distinguished Area

Read the *Toastmasters International District Recognition Program* (Item 1490) for additional information.

District Recognition Program Resources

Division and Area Directors Training Report	www.toastmasters.org/DistrictCentral
Recognizing District members for performance excellence	www.toastmasters.org/LocalRecognition
Distinguished Performance Reports	www.toastmasters.org/DistinguishedPerformanceReports

Distinguished Club Program

The Distinguished Club Program consists of 10 goals for clubs to achieve during the program year. Toastmasters International tracks clubs' progress toward these goals throughout the year.

At year-end, Toastmasters International calculates the number of goals the clubs achieved and recognizes them as Distinguished clubs, Select Distinguished clubs, or President's Distinguished clubs based on the goals achieved and the number of members they have.

Qualifying Requirements

To be considered for recognition, clubs must either have 20 members or a net growth of at least five new members as of **June 30**. Transfer members do not count toward this total until they have renewed their membership in their new club.

Following are the goals that clubs should strive to achieve during the year:

Education

- 1. Four Level 1 awards achieved
- 2. Two Level 2 awards achieved
- 3. Two more Level 2 awards achieved
- 4. Two Level 3 awards achieved
- 5. One Level 4, Level 5, or DTM award achieved
- 6. One more Level 4, Level 5, or DTM award achieved

Memebership

- 7. Four new members
- 8. Four more new members

Training

- 9. A minimum of four club officer roles trained during each of the two training periods

Administration

- 10. On-time payment of membership dues accompanied by the names of eight members (at least three of whom must be renewing members) for one period and on-time submission of one club officer list

Achievement	Recognition Earned
Five of 10 goals	Distinguished club
Seven of 10 goals	Select Distinguished club
Nine of 10 goals	President’s Distinguished club

For more information about the goals, please see the *Distinguished Club Program and Club Success Plan* (Item 1111).

Credit may be received for only one type of education award per member, per year, per club.

Recognition reports are updated daily on the Toastmasters website. Encourage clubs to visit www.toastmasters.org/distinguishedperformancereports to see their progress. Help them understand the reports so they can take advantage of this information.

Distinguished Club Program Resources

Distinguished Club Program and Club Success Plan
(Item 1111)

www.toastmasters.org/1111

Recognition Outside the Distinguished Programs

Districts may choose to recognize District leaders for Toastmasters accomplishments outside of the Distinguished program. However, because recognition programs that conflict with Toastmasters' recognition programs are not permitted, Districts are discouraged from creating their own programs.

For guidance on offering District-level incentives to promote club and membership building, educational achievements, or other progress in the Distinguished programs, contact districts@toastmasters.org.

District Outstanding Toastmaster of the Year

This recognition is awarded to a Toastmaster who is not a District leader, but who makes a significant contribution to the goals and mission of the District.

Division Director of the Year

The Division Director of the Year award is granted to the Division Director with the most outstanding performance in membership building and retention, club extension, education and training, leadership, and other Areas critical to District success.

Area Director of the Year

The Area Director of the Year award is granted to the Area Director who makes the most outstanding contributions to District goal achievement.

Recognition Resources

Awards and recognition items

www.toastmasters.org/awards

Other recognition forms and requirements

www.toastmasters.org/resources/Local-Recognition-Checklist

Leadership Training

Providing effective training and leadership opportunities for club officers and District leaders is one of the District's primary responsibilities. Without properly trained leaders, clubs, and Districts cannot effectively meet members' needs or introduce the benefits of Toastmasters to others. Use all District meetings and events as training opportunities. ●●●●●

Policy and Protocol →

Protocol 7.1: District Events, Section 4: Club Officer Training, E–F

Training for the District Director, Program Quality Director, and Club Growth Director is not the responsibility of the District; these leaders are trained by World Headquarters staff and the Region Advisors at August training and at Mid-year Training, as well as via online District Leader Tutorials.

Include training for all District leaders in the District's training schedule. As part of District leader and club officer training, Districts may include educational sessions on communication and leadership for all members. However, District funds may not be used to subsidize separate sessions for non-officers. See **Protocol 7.1: District Events, Section 4: Club Officer Training**.

Collaboration ●

At the initial District leader training in June, both the outgoing and incoming Program Quality Directors are present. The event should be a collaboration between the Program Quality Directors. The incoming Program Quality Director focuses on learning from the outgoing leader. This is a good opportunity for the incoming and outgoing District teams to work together to ensure a smooth transition. The outgoing Program Quality Director leads the event, while the incoming Program Quality Director can use the opportunity to build rapport with the incoming team.

Program Quality Committee

The District may have a program quality committee to help it achieve its education and training goals. This group works with the Program Quality Director. It helps to train District leaders and club officers and to achieve the District goals for Distinguished clubs.

Training Program Goals

- ▶ Apply the concepts of effective leadership.
- ▶ Give participants a practical understanding of their roles and responsibilities as District leaders or club officers.
- ▶ Provide the tools to achieve Distinguished club, Distinguished Area, Distinguished Division and Distinguished District status.
- ▶ Encourage planning, growth and member and club retention.
- ▶ Motivate participants to function together as a team.
- ▶ Encourage participants to read, review, and use the handbooks, manuals and other materials important to achieving success as a District leader or club officer.
- ▶ Answer questions and stimulate discussion.
- ▶ Give leaders a firm foundation for their term of office.

Protocol 7.1

Ongoing training of Division and Area Directors is conducted at District meetings, such as District Executive Committee meetings.

Training Tips

- ▶ Select presenters carefully
- ▶ Use Toastmasters training programs
- ▶ Keep training sessions focused
- ▶ Begin and end on time
- ▶ Make appropriate physical arrangements
- ▶ Promote
- ▶ Prepare session leaders
- ▶ Get feedback

Recognition

Your District is encouraged to recognize individuals for participation in or completion of training. However, your District may not create any education awards, including degrees or diplomas, nor may it create awards or programs that certify individuals.

Preparation

Programs

Use Toastmasters International training programs. Determine the needs of your training participants based on District recognition goals. Then analyze your District's past performance, strengths and weaknesses. Develop a training program outline that incorporates the materials available on the Toastmasters International website at www.toastmasters.org/Districttraining.

Presenters and Session Leaders

Select presenters carefully. Choose the best possible trainers, educators and motivators in the District. Notify presenters well in advance of the training sessions and involve them in the planning process. Keep presenters current on progress and provide them with materials ahead of time.

Prepare session leaders. Being a good session leader requires the same dedication that it takes to give a good speech. Experienced District leaders make some of the best trainers. Mastery of the session content is important for establishing credibility and making the learning experience relevant to participants. Seasoned Toastmasters are some of the most knowledgeable educators when it comes to leadership training. Look for highly motivated people interested in training.

Ask session leaders to review *From Speaker to Trainer* (Item 257). It is an excellent resource for presenters at leader training sessions. Use it during the preparation of all District training events.

Characteristics of Session Leaders

- ▶ Knowledge of the subject
- ▶ Knowledge of teaching
- ▶ Desire and interest in training

Sessions

Keep training sessions focused, but have some flexibility in order to meet the needs of each particular group of trainees.

Pay close attention to the training session schedule, and follow it so training starts and ends on time. When planning, allow time for discussion of important topics and exercises that allow participants to practice new skills. Leave enough time to address questions.

Training does not end when the session ends. Encourage participants to contact session leaders or District leaders if issues arise that cannot be adequately addressed during a training session. Urge participants to review appropriate handbooks and materials. The answers to most questions can be found in these valuable resources.

Arrangements

Make adequate arrangements. Select a date that does not conflict with important local events or holidays. Select and secure a location that provides a suitable training environment and appropriate accommodations for members with disabilities. Allow adequate time to complete your training agenda.

Training Arrangements

- ▶ Order supplies from World Headquarters and elsewhere at least six weeks in advance
- ▶ Print programs, handouts, and visual aids
- ▶ Coordinate set-up of tables, seating, and audiovisual equipment

Promotion

Promote, promote, promote! Promote early and often. Market club officer and District leader training to encourage maximum attendance and participation at these sessions. Use all available media (website, newsletter, fliers, telephone calls, etc.) to invite and urge leaders to attend training sessions. Emphasize the benefits of the training session for the individual. Such benefits include leadership development, skill building, and personal growth.

Feedback

Get feedback! Feedback is critical to the success of trainees and the success of future training sessions. During each session, ask for feedback from participants to find out if they understand the material and if it is relevant to them.

Provide follow-up support during the year. Hold formal or informal review sessions at the District conference, District Executive Committee meetings, Division Council meetings, Area Council meetings, and other events.

Encourage Feedback

- ▶ Did the content meet the needs of participants?
- ▶ Was the material useful?
- ▶ Was the presenter knowledgeable and well prepared?
- ▶ How can training be improved?
- ▶ What other topics should be covered?

Training Division and Area Directors

Hold initial Division Director and Area Director training before the District year begins, as soon as Division and Area Directors are elected or appointed to office. If this is not possible, hold initial training early in the District year, but no later than **September 30**.

Initial Area Director and Division Director training must be a minimum of four hours. Area and Division Directors should participate in training provided by the District in which they are serving. Train the Directors together in a central location. Geographically large Districts may train Area Directors by Division or group Divisions together. One-to-one training should rarely occur.

As part of the Distinguished District Program, at least 85% of the District’s Area and Division Directors must be trained, and a Division and Area Directors Training Report, available on District Central, must be submitted to World Headquarters by **September 30**.

Training Division and Area Directors Resources

Division and Area Director training materials	www.toastmasters.org/TrainingMaterials
Division and Area Directors Training Report	www.toastmasters.org/DistrictCentral

Training Club Officers

One of the Area Director’s responsibilities is to ensure club officers in the Area have access to training sessions conducted by the District that equip them to succeed during their terms of office. Club officers are elected either annually or semiannually. Schedule club officer training to accommodate these election schedules.

Districts train club officers twice yearly: in June, July, or August and in November, December, January, or February. For clubs that elect annually, the second training gives club officers the opportunity to discuss problems and get advice from District leaders. It is also a chance to network with leaders of other clubs. For clubs electing semiannually, this training allows new leaders to learn their roles and responsibilities and meet District leaders. See **Protocol 7.1: District Events, Section 4: Club Officer Training, A.**

The way the training program is organized and administered varies from District to District. With your District leaders, determine what plans have been made for club officer training. In some Districts it is conducted on a Division level, coordinated by the Division Director and assisted by the Area Directors of that Division. In other Districts, the entire program is the responsibility of the Area Director. Whichever the case, encourage club officer participation in these programs.

Club officers must be trained by authorized District representatives in a live training session. While audiovisual aids may be used to enhance training, they may not be the sole method of training. For example, club officers who simply view a video that describes their responsibilities are not considered trained, even if a District leader provides the video.

Policy and Protocol →
Protocol 7.1: District Events, Section 4: Club Officer Training, B

It is the responsibility of the District leaders to report, through District Central, which club officers attend training to ensure that the club receives Distinguished club credit.

In order for clubs to receive credit, Districts must record the training information online at the Toastmasters website by **October 31** for the June through August training period and by **May 31** for the November through February training period. Corrections and deletions may be made by email to **districts@toastmasters.org** by these deadlines.

Training Club Officers Resources

Club officer training materials	www.toastmasters.org/resources/Resource-Library
<i>Training Club Leaders</i> (Item 217)	www.toastmasters.org/217
Club Officer Training Certificate (Item 521B)	www.toastmasters.org/521B

Toastmasters Education Program

- As Program Quality Director, one of your primary concerns is to maintain the integrity of the Toastmasters education program in all clubs in the District. In order to do this, you must gain expertise in all aspects of the program, and thoroughly understand how all components of the program work together to help members develop their communication and leadership skills in a friendly environment.

Speeches

All speeches that members present in their clubs should be from the projects in the Toastmasters educational programs.

Special Meetings for Prepared Speeches

To allow the most speaking opportunities for members, clubs should meet weekly. If a club has a large number of members and has difficulty accommodating all those who want to speak at meetings, the club may occasionally conduct a special meeting devoted solely to speeches. These meetings are often called “speakathons,” “speech marathons,” or “speakouts.” The only reason such meetings may be held is to help individual members improve speaking skills, and they may be organized only by a club. Districts, including Areas and Divisions, may not organize this type of meeting for clubs and clubs may not invite members from other clubs to participate in these meetings. Direct questions can be sent to educationprogram@toastmasters.org.

Requirements of Special Meetings for Prepared Speeches

- ▶ Each speech is carefully prepared to allow the speaker to focus on the objective of the project
- ▶ All speeches are evaluated both in writing and verbally
- ▶ Each Toastmaster is limited to one speech at any meeting for credit

Meeting Roles

As described in **The Navigator**, participation in club meeting roles helps members develop their leadership skills while simultaneously conducting regular club business. At club meetings you take on meeting roles. Each one adds value to your learning experience and helps you improve your communication and leadership skills. If you are fulfilling a role at an upcoming meeting, read *A Toastmaster Wears Many Hats* (Item 1167D) or visit www.toastmasters.org/meetingroles for more detailed information.

Club Leadership

Encourage members to become club officers. Serving as a club officer offers practical experience in planning, training, motivating, and managing that is relevant both personally and professionally.

Club Leadership Resources

Toastmasters Education Program

www.toastmasters.org/MemberEducation

Toastmasters Pathways learning experience

www.toastmasters.org/Pathways-Overview

Financial Structure and Process

All District funds, regardless of their source, are Toastmasters International funds. These funds are to be used to carry out the mission of Toastmasters International and the mission of the District. Districts must use these funds to benefit the Toastmasters members within the District, and promote education, growth, and development of membership and new clubs.

Managing District finances

The guide, *Managing District Finances* (Item 1307), is a comprehensive financial resource for District leaders. You can use the information in this guide to successfully manage the fiscal responsibilities of your District.

Bylaws of Toastmasters International →
Article XII: Districts, Section 2: How Financed

Fiduciary Responsibility

As the District Director, you have fiduciary responsibility and are directly responsible for ensuring that the District is appropriately managing the funds that support its mission. The Finance Manager supports you in this endeavor by providing monthly Profit and Loss Statements and a variety of other resources to help you understand and control how the District funds are being used. It is important that the District Director, Program Quality Director, Club Growth Director, and Finance Manager work together on finance and budgeting within the District.

Toastmasters **Policy and Protocol** regulate standards at all levels of the organization. Legal ramifications result if fraudulent, deceptive, and falsifying activity transpires regarding financial management.

The District Reserve Account

The portion of membership dues payments allotted to the District is held in an account maintained by World Headquarters called the District Reserve Account.

Fiduciary Responsibility Resources

Governing documents

www.toastmasters.org/GovDocs

*Managing District Finances: A Guide
for District Leaders* (Item 1307)

www.toastmasters.org/1307

Revenue ●●

Districts receive 25% of every dollar World Headquarters receives on membership dues payments from clubs within the District.

The District receives a monthly statement detailing the 25% allotment and any disbursements for orders and funds requisitioned. The District Director and Finance Manager can requisition these funds throughout the year, provided the District first meets certain reporting requirements.

Fundraising

Fundraising is a source of revenue Districts can use to offset costs for educational sessions and to further the purpose of Toastmasters International. Revenue derived from fundraising can be used for the training of club and District leaders, for seminars or clinics connected with the Toastmasters education program, for the purchase of supplies and education program materials, and to offset the cost of speakers at major events.

Fundraising Activities

Toastmasters International is an educational organization and not a service club whose main focus is to raise funds for community or charitable causes. It is important that fundraising activities be conducted according to Policy and Protocol and not occur on a continuing basis. To do so would jeopardize the organization's tax status. This could lead to a substantial increase in membership dues. See **Protocol 8.2: Fundraising, Section 1–2**.

Ralph C. Smedley Memorial Fund®

Toastmasters International established the Ralph C. Smedley Memorial Fund® ("Smedley Fund") in 1965 to advance the Toastmasters International mission through the research, development, and distribution of educational programs and materials relating to communication and leadership.

Policy and Protocol →

Policy 8.5: Ralph C. Smedley Memorial Fund,® Section 1

District Finance Section Of The Website

The District Finance section of the Toastmasters International website guides the District step by step in creating the District budget. All the necessary forms and spreadsheets are located on the District Finance section pages.

Smedley Fund Resources

For more information about the Smedley Fund, please visit www.toastmasters.org/Smedley

For questions about the Smedley Fund, please contact smedleyfund@toastmasters.org

Budgeting

The funds allotted to your District must be used for the benefit of the District and its mission. To ensure District funds are used appropriately, District leaders prepare a budget at the beginning of the year that describes how funds are allocated. The budget includes estimates of the income available and the expected expenditures for the District year.

The tools necessary to complete the District budget are in the District Finance section of the website. Estimate your District's non-membership revenue for the year. Toastmasters International will provide your District with its estimated membership revenue. Take into consideration all District events expected to generate funds. Keep estimates realistic and conservative.

Districts often budget for the same activities that were funded the previous year. This is not always wise. Review your District's priorities every year. Keep the focus on funding activities that help the District become Distinguished.

Once your goals and priorities are defined, put District financial resources behind those priorities. Refrain from allocating a lump sum of money to Divisions, Areas, and so on. Financially support specific activities that result in membership growth and retention, new clubs, and education achievements. Remember that Division, Area, and conference accounts are District accounts. As such, they must be reviewed by the District and included in detail on the Profit and Loss Statements.

To guide your District as it prepares a budget, the Toastmasters International Board of Directors prepared the following prioritized list of items for which District funds may be used:

Policy and Protocol →

Protocol 8.4: District Fiscal Management, Section 1: District Funds, A

When preparing a budget and allocating funds, treat the first item on this list as the most important compared to the others. Then, consider the second item on the list for funding before the remaining items and so on. This does not mean that items at the beginning of the list should receive more funds than items at the end of the list. Instead, strive to provide sufficient funds for higher-priority items. If financial resources are limited, give items at the beginning of the list top priority for full funding compared to the remaining items. For example, your District may not need to spend as much money on training as on District communications.

Policy and Protocol →

Protocol 8.4: District Fiscal Management, Section 5: District Budget, G

As you prepare the budget, remember that District funds may never be used for the payment of new club fees or membership dues. See **Policy 8.0: Dues and Fees, Section 9**.

Budget Approval Process

The District Executive Committee reviews the budget to ensure that it meets the requirements described previously. Once the committee is confident that the budget meets policy, the budget is sent to Toastmasters International for review. The budget must be approved by Toastmasters International before the first District Council meeting.

The council members then vote to approve the budget during the first District Council meeting, which needs to be conducted virtually by **September 30**. If the council does not approve the budget, the District Executive Committee reconvenes to change it. If the changes are minor, the chair of the District Council may poll the District Executive Committee during the meeting to see if the committee could quickly revise the budget before the council adjourns. If the changes are not minor or the District Executive Committee does not agree to them, the District Executive Committee must meet again later to work out an acceptable budget. The committee then presents this second, amended budget to the District Council for their approval by electronic vote.

Toastmasters International reviews the budget to make sure it conforms to policy. If the budget is not in compliance, Toastmasters International contacts the District with instructions to modify it. Be sure to submit the budget on the form provided by Toastmasters International. A complete budget includes narratives and appropriate signatures.

The budget is an estimate, and occasionally the District may find that it did not allocate enough funds for a particular category, or allocated too much. Once approved by the District Council, budgets cannot be changed, but the District can explain reasonable budget variances in its reports to the council via narratives.

Budgeting Resources

District Finance	www.toastmasters.org/DistrictFinance
Budgeting questions	districtfinancialquestions@toastmasters.org
Governing documents	www.toastmasters.org/GovDocs
<i>Managing District Finances: A Guide for District Leaders</i> (Item 1307)	www.toastmasters.org/1307
District Leader Tutorials	www.toastmasters.org/DistrictTutorials

Using the District Budget

District Financial Controls

Because District funds (including Area, Division, and conference funds) are Toastmasters International funds, your District must apply financial controls to ensure proper stewardship of these funds. For example, the estimated District budget must be signed by the District Director, Program Quality Director, Club Growth Director, and Finance Manager. District checks must be signed by the District Director, and Finance Manager. Checks made payable to the District Director or Finance Manager must be signed or approved in advance in writing by the Program Quality Director or Club Growth Director. Alternate signers are permissible only if approved by the Toastmasters International Executive Committee. See **Protocol 8.4: District Fiscal Management, Section 4: Financial Controls, D, and Section 5: District Budget, B.**

Approvals

All expense reimbursement claims must be approved by the Finance Manager and District Director or, in the case that the claim is the District Director's, approval must come from the Finance Manager and Program Quality Director or Club Growth Director. Any expenditure greater than \$500 USD must be authorized in advance and in writing by the District Director, Finance Manager, and the Program Quality Director or Club Growth Director.

Receipts

Itemized point-of-sale receipts are required for all reimbursements. Credit card statements and bank statements are not receipts. When no receipt is available, a detailed explanation of the expenditure is required to be considered for reimbursement. Mileage reimbursements require supporting documents consisting of the travel date, distance, and travel purpose. See **Protocol 8.4: District Fiscal Management, Section 4: Financial Controls, J-L**.

Compensation

District leaders may not receive a salary or any other compensation. Expenses incurred for the benefit of the organization may be reimbursed only to the extent provided for in the District budget. See **District Administrative Bylaws, Article VII: Officers, Section (i) Compensation**.

Other District Expenses

At times, Districts may incur non-routine expenses that must be appropriately managed to protect Toastmasters International's tax-exempt status. As such, expenses for personal gifts must never be lavish or excessive and must relate to activities that directly support the organization's mission. Examples of acceptable personal gifts include thank-you cards, Toastmasters gift certificates, and Toastmasters products. Cash and cash equivalents, including but not limited to non-Toastmasters gift certificates, gift cards, or any other stored-value products, are not permitted. See **Protocol 8.4: District Fiscal Management, Section 8**.

Profit and Loss Statements

Finance Managers provide monthly reports showing variances with explanations to the District Director, Program Quality Director, and Club Growth Director within 30 days of the end of the month. The Profit and Loss Statements also must be provided at each District Executive Committee and District Council meeting. See **Protocol 8.4: District Fiscal Management, Section 4: Financial Controls, Sections F-G**.

Bank Signatories

The District Director, either the Program Quality Director or Club Growth Director, and Finance Manager may jointly establish District bank accounts and shall have signatory authority on all accounts established by the District and those established on behalf of the District by Toastmasters International, including any Division, Area, and conference accounts. Alternate signers are permissible only if approved by the Toastmasters International Executive Committee. See **Policy 8.4: District Fiscal Management, Section 5**.

Policy and Protocol →

Policy 11.4: Board of Directors Committees, Section 1: Executive Committee, H

Account Statements from World Headquarters ●●

Each month World Headquarters sends the Finance Manager and District Director a District Reserve Account statement showing available funds held by Toastmasters International for the District's use.

District Reserve Account Statements

- ▶ The balance at the beginning of the month
- ▶ Credits to the District's account allocated from membership payments made by clubs
- ▶ Charges deducted from the account for funds requisitioned by the District during the month
- ▶ Charges deducted for purchases charged by the District
- ▶ The balance at the end of the month

Requisitioning Funds ●●

Your District may withdraw funds and place District orders from its reserve account throughout the year provided the District is in good standing with the reporting requirements.

Following is a list of all required reports and their due dates:

Item	Date
District Leader List	July 15
District Signature Form and bank signatory card	July 15
District Leader Agreement and Release Statement	July 15
District calendar	July 15
Year-end Audit Report and related financial records (from preceding administrative year)	August 31
District Success Plan*	September 30
Division and Area Directors Training Report*	September 30
District budget	September 30
Quarter 1 Profit and Loss Statement (for period of July 1 through September 30)	October 31
Mid-year Audit Report (for period of July 1 through December 31) and related financial records	February 15
Quarter 3 Profit and Loss Statement (for period of January 1 through March 31)	April 30

*Qualifying Requirements for the Distinguished District Program

See **Protocol 8.4: District Fiscal Management, Section 3: District Reserve Account, C.**

Withdrawals from the District reserve must be made on the standard requisition form available in the District Finance section of the Toastmasters website. Both the District Director and Finance Manager must sign the form. Toastmasters International cannot honor District requisitions for amounts that exceed the total in the reserve account.

Submit requisitions at 30- to 60-day intervals to cover expenses incurred or estimated needs for the near future, and allow three to five business days for processing. Toastmasters International can send funds via wire transfer or check upon request.

Policy and Protocol →

Protocol 8.4: District Fiscal Management, Section 3: District Reserve Account, A

Maintaining at least 25% of the District's membership dues income toward the end of the year ensures the incoming team has funds necessary to carry out its duties. Toastmasters International limits withdrawals as year-end approaches, so that on June 30 this amount is in the District Reserve Account.

Charging Purchases to the District Account ●

The District Director must approve all orders for supplies and materials to be charged to the District Reserve Account. The District Director may place orders through District Central on the Toastmasters website. Orders submitted without the District Director's written approval and telephone orders from other District leaders cannot be charged to the District account. Also, if District reporting requirements are not met, District orders will not be processed.

Conflicts of Interest

Occasionally, a District may encounter a conflict of interest. For instance, the District may consider obtaining goods or services from a District leader or from a company with which the District leader or District leader's relative is affiliated. Sometimes this can be beneficial to the District; in other cases, the transaction can appear improper.

Policy and Protocol →

Policy 7.2: District Management, Section 2: District Conflict of Interest, C–J

Division Accounts ●●●●●

If authorized by the District and included as part of the District budget and Profit and Loss statements, a Division may be allocated funds and have its own Division budget. Although a Division may have its own budget, the District Director must supervise the bank account activities and include them in the quarterly Profit and Loss statements submitted to World Headquarters.

Because the funds in Division bank accounts are District and Toastmasters International funds, these accounts must have the District Director, Finance Manager, and either the Program Quality Director or Club Growth Director as signatories. Alternate signers are allowed only if approved by the Toastmasters International Executive Committee. All Division account activities are subject to the same policies as District account activities.

Travel Reimbursement ●●●

Any travel reimbursement for District leaders must be included in the District budget and approved by the District Council. In the event a District leader moves out of the geographic boundaries of the District from which he or she was elected, reimbursement must be based on either the residence of the leader at the time of election or the leader’s current residence, whichever is less.

If included as part of the District budget and approved by the District Council, a District may reimburse registration and lodging expenses for travel outside the District as follows:

	Mid-year Training (If not provided by World Headquarters)	International Convention (If not provided by World Headquarters)
District Director	x	x
Program Quality Director	x	x
Club Growth Director	x	x
Immediate Past District Director		x

District Leader Training Travel Reimbursement Form

Travel expenses may include round-trip transportation between home and the event location, registration, and admission to any ticketed events that are part of the conference or convention. Lodging may include only the cost of a hotel guestroom and related taxes; it excludes personal telephone or other incidental expenses. Travel expenses also exclude car rentals and fuel.

Using the District Budget Resources

Forms	www.toastmasters.org/FormLibrary
District Finance	www.toastmasters.org/DistrictFinance
Questions about placing online supply orders	supplyorders@toastmasters.org
Funds requests	requisitionforfunds@toastmasters.org
Governing documents	www.toastmasters.org/GovDocs
<i>Managing District Finances: A Guide for District Leaders</i> (Item 1307)	www.toastmasters.org/1307
District Leader Tutorials	www.toastmasters.org/DistrictTutorials

District Assets

Districts may only own or rent assets necessary to facilitate the Toastmasters program. District assets are the property of Toastmasters International. See **District Administrative Bylaws, Article III: Affiliation and Liability, Section (b) With Toastmasters International**.

Each District and club must maintain a written list of its assets and a written procedure to account for and smoothly transfer the assets to the next administration.

Following are examples of acceptable and unacceptable District assets:

Acceptable District Assets	Unacceptable District Assets
Bank accounts	Motor vehicles
Electronic equipment	Office space
Office supplies	Real property
Lecterns	Furniture
Banners	Telephones
Timing lights	
Audiovisual equipment	
Educational materials	

See **Protocol 8.1: Club and District Assets**.

Audits

The District’s financial transactions are reviewed twice during the year and account for all District revenue and expenses. All District bank accounts and funds must be included in the District budget and audits, including any accounts held at the Division, Area, and conference level. All outstanding liabilities and obligations must be recorded as part of the Mid-year and Year-end audits.

Audit Committee

The Audit Committee is appointed by the District Director and is composed of at least three Toastmasters members who are not members of the District Executive Committee. Led by the audit chair, the Committee confirms that District funds were spent appropriately.

District Administrative Bylaws →

Article XI: Committees, Section (c) Audit Committee

Following is a timeline with audit due dates:

Between July 1 and November 1	The District Director appoints a District Audit Committee for the Mid-year Audit.
Between January 1 and January 31	The Finance Manager provides the Mid-year Audit Report for the period of July 1 through December 31 to the District Audit Committee, which presents the report to the District Executive Committee for approval.
February 15	Once approved, the Audit Committee or Finance Manager submits the Mid-year Audit Report and financial records to World Headquarters.
Between March 1 and June 1	At the District Council meeting, the District Executive Committee presents the Mid-year Audit Report.
Between July 1 and August 15	The Finance Manager provides the Year-end Audit Report for the period of July 1 to June 30 to the District Audit Committee, which presents the report to the District Executive Committee for approval.
August 31	Once approved, the Audit Committee or Finance Manager submits the Year-end Audit Report and financial records to World Headquarters.
Between August 1 and September 30	At the District Council meeting, the District Executive Committee presents the District audit for the prior twelve months ending June 30.

See **Protocol 8.4: District Fiscal Management. Section 6: District Audit, Sections B-G.**

Audit Resources

District Finance

www.toastmasters.org/DistrictFinance

Governing documents

www.toastmasters.org/GovDocs

Managing District Finances: A Guide for District Leaders
(Item 1307)

www.toastmasters.org/1307

Fundraising and Taxes

Clubs, Areas, Divisions, and Districts may conduct fundraising activities to offset the costs of educational sessions and to further the purpose of Toastmasters International, provided that certain guidelines are met. See **Protocol 8.2: Fundraising, Sections 1-2.**

Districts are not required to file taxes and should not do so. Districts are part of Toastmasters International and are consolidated with World Headquarters for tax reporting purposes. It is the responsibility of the individual clubs to determine the tax filing or other legal requirements in their city, state, province, and/or country, and to file proper forms as appropriate. Failure to comply with tax or other legal requirements may result in the revocation of a club’s charter. See **Protocol 8.2: Fundraising, Section 3: Tax and Other Legal Requirements.**

Tax Resources

Governing documents

www.toastmasters.org/GovDocs

Tax Deductions for U.S. Toastmasters

www.toastmasters.org/TaxDeductionsUS

Tax questions

irsquestions@toastmasters.org

Club and Membership Growth

The District's mission is to build new clubs and support all clubs in achieving excellence. Districts should strive to have a 1.5% net increase of clubs and membership payments each year to become Distinguished or better.

The Club Growth Director and the chair of the Club Extension Committee coordinate club-building efforts within the District, but any member can participate in the club growth process. ●

Preparation for building and supporting new clubs

In order to manage your time effectively and meet District goals, establishing a District marketing team is important. By setting up a team, it will help you execute the many duties and responsibilities assigned to you as the Club Growth Director. To further support you in your role, Toastmasters International provides each District with the Toastmasters Lead Management (TLM) system, which is a platform where all District leads are processed, tracked, and managed by you and your respective team. Ensure that you are set-up in the TLM system once you receive the invitation (emailed to you by July 1). In addition to this handbook, there is a **Club Growth Director Handbook** (Item 110) that provides more information about club building and the duties of the Club Growth Director.

Access to TLM:

- ▶ District Director
- ▶ Program Quality Director
- ▶ Club Growth Director
- ▶ Program Manager
- ▶ Administration Manager
- ▶ Finance Manager
- ▶ Logistics Manager
- ▶ Division Directors
- ▶ Area Directors
- ▶ Club Extension Chair

Preparation Resources

<i>Club Growth Director Handbook</i> (Item 110)	www.toastmasters.org/110
<i>How to Build a Toastmasters Club</i> (Item 121)	www.toastmasters.org/Build
Optional: District Marketing Team Overview	www.toastmasters.org/DistrictMarketingTeam
Optional: District Marketing Team Resources	www.toastmasters.org/leadership-central/District-leader-tools/training/Club-Sponsor-Mentor-And-Coach-Training
Toastmasters Lead Management System (TLM)	www.toastmasters.org/my-toastmasters/profile/district-central/leads-and-prospective-clubs/District-Leads-And-Prospective-Clubs

Build New Clubs ●●

One of the most stimulating and rewarding ways to introduce the benefits of Toastmasters membership to others is by organizing new clubs in your District. This offers more people the opportunity to benefit from the Toastmasters education program. Organizing new clubs also provides District leaders with an opportunity to develop and extend their own leadership skills. Reference the following sections to better understand how to build new clubs.

Lead Generation

World Headquarters regularly receives inquiries from individuals interested in establishing a club and the Club Growth Director receives this information through the TLM system. Aside from the leads you may receive through the TLM system, use the following steps as a guide to generate additional leads to build new clubs.

1. Consider communities, corporations, or other large organizations within your District as potential club sponsors.
2. Determine how each lead could benefit from a Toastmasters program.
3. Research each lead and customize the answer based on the information you gather, explaining how Toastmasters can fill the community or company's specific needs.
4. Ask local Toastmasters if they have any contacts at the identified lead. If possible, try to secure the approval of high-level officials within the organization, such as the chief executive officer, human resources director, or training manager.
5. If the lead is a corporation you may request the Corporate Sponsors list from the Corporate Relations team. This list will help you determine if they have an established Toastmasters club(s) and may result in developing an initial contact with the company.

Lead Generation Resources

Corporate Sponsors

corporaterelations@toastmasters.org

Initial Contact

After you have done the research and acquired all information, send an email introducing yourself to the contact person. In it, offer brief information about Toastmasters and advise that you will follow up with a phone call. Within a few days, phone the contact person to schedule an introductory meeting.

In the call, quickly explain that you would like to meet to introduce yourself, discuss the value of the Toastmasters program, how it can benefit them, and explain how simple it is to get started.

Club Sponsor

A club sponsor guides the new group through the organizing a new club process. Once the club is organized, the job of the club sponsor is complete. Club sponsors are eligible to receive credit toward their Distinguished Toastmaster award.

Initial Contact Resources

<i>How to Build a Toastmasters Club</i> (Item 121)	www.toastmasters.org/Build
<i>Club Growth Director Handbook</i> (Item 110)	www.toastmasters.org/110
Initial Contact Email Template	www.toastmasters.org/InitialEmail
Initial Contact Phone Script	www.toastmasters.org/InitialPhone
Cold-Calling Script	www.toastmasters.org/resources/Club-Growth-Director-Introductory-Resources

The Introduction Meeting

Make the most of your meeting with the potential community or corporate sponsor. Use this meeting to ask questions and identify any specific needs. Prepare to share examples of how Toastmasters can fulfill the community or organization's needs and use the **Features, Benefits, and Value chart** to illustrate your points. You can also use the **Introductory Meeting Presentation** and customize it to guide your meeting discussion. Ask for the contact person's support in forming the new club and then work with your District marketing team to assign club sponsors to help with the demonstration meeting. Once you have the demonstration meeting confirmed, this lead is then considered qualified.

Club Mentors

Be sure to find club mentors for the new group. A club mentor is an experienced member who advises the group for six months to a year. Club mentors may join the new group as charter members. Club mentors serving six months or more are eligible to receive credit toward their Distinguished Toastmaster award and should be reported to World Headquarters.

The Introduction Meeting Resources

<i>How to Build a Toastmasters Club</i> (Item 121)	www.toastmasters.org/Build
<i>Club Growth Director Handbook</i> (Item 110)	www.toastmasters.org/110
Develop Your Leaders From Within (Item 103)	www.toastmasters.org/103
Membership Benefits	www.toastmasters.org/FbvChart
Develop Your Leaders From Within PowerPoint	www.toastmasters.org/CorporatePresentation

The Demonstration Meeting

After you have conducted an introduction meeting, work with the club sponsor(s) and other experienced Toastmasters to schedule and conduct the demonstration meeting(s). For corporate club opportunities, ask your corporate contact to invite all employees to attend. Use this meeting to highlight the Toastmasters experience, show

how Toastmasters will meet their identified needs, answer questions, and distribute materials. Your purpose is to demonstrate how Toastmasters works and establish a plan. The objective is to get the qualified lead to start the new club building process. Usually, meetings like this produce several potential members who decide they would like to learn more.

Even if the demonstration meeting does not result in the immediate start of a new club, keep in touch with the group. You may have a chance to start a new club with the group in the future.

The Demonstration Meeting Resources

How to Build a Toastmasters Club (Item 121)

www.toastmasters.org/Build

Club Growth Director Handbook (Item 110)

www.toastmasters.org/110

Brand Portal

www.toastmasters.org/BrandPortal

Corporate relations questions

corporaterelations@toastmasters.org

The New Club Building Process

If a club decides to organize, complete the **Application to Organize a Toastmasters Club** during the charter or demonstration meeting and request the new club processing fee. Send the **Application to Organize a Toastmasters Club** and the new club processing fee to World Headquarters or complete the Application to Organize and payment **online** so the prospective club can receive their Charter Kit. At this point, the opportunity is now considered a prospective club until all remaining charter paper work and fees are successfully processed. New members are responsible for the cost of their new member fee in order to gain access to the education program once the club is organized, unless the club is sponsored and the sponsoring organization covers the cost.

As members join, their membership dues payments should be collected. As soon as a minimum of 20 members is established, at least 17 of whom are non-dual members (except in advanced clubs), the club adopts the **Club Constitution for Clubs of Toastmasters International** and the Addendum of Standard Club Options. The club elects officers, and applies for a charter by submitting all new club documents and the appropriate money. Most clubs are able to complete all new club requirements within four months of submitting the **Application to Organize a Toastmasters Club**. Once the club is officially organized, make sure a club mentor is assigned and begins holding regular meetings that follow the Toastmasters club program.

For the complete new club process and necessary forms, make sure to reference the **How to Build a Toastmasters Club**.

The New Club Process Resources

How to Build a Toastmasters Club (Item 121)

www.toastmasters.org/Build

Charter questions

newclubs@toastmasters.org

Membership Growth (Item 1159)

www.toastmasters.org/1159

Support All Clubs

The District mission includes supporting all clubs in achieving excellence. The District supports all clubs, from newly organized to long-standing club.

Attracting and Retaining Members

Attracting new members to Toastmasters and retaining existing members means that more people are learning the vital skills of communication and leadership. Your District's role is to promote both membership and retention.

Membership-building and retention are club functions. People join clubs—they do not join Areas, Divisions, or Districts. Districts support clubs by providing the motivation, support, resources, and public relations assistance necessary to help attract and retain members.

Providing the Right Resources

Recognizing a struggling club or a club not on track to be distinguished is an opportunity for the District to step in and offer appropriate resources. Depending on what the club's current needs are, direct them to available resources like **The Successful Club Series**, **The Club Coach Program**, and **Membership Growth**.

Quality Club Meetings

Members join Toastmasters to become more effective communicators and leaders. People stay in Toastmasters because the club meets their individual needs. A quality club environment is the single most important factor in membership retention. Quality clubs provide the greatest opportunity for each member to develop communication and leadership skills.

You can support clubs to achieve quality club meetings by encouraging each club to conduct **Moments of Truth** and to read **Master Your Meetings**. These resources are significant in providing clubs with guidelines to achieve quality club meeting success.

Resource Matrix

Club Scenario	Club Resource to Offer	Resource URL
Would like to assess the quality and circumstance of the club	Moments of Truth (Item 290)	www.toastmasters.org/290
	Successful Club Series Set (Item 280)	www.toastmasters.org/resources/The-Successful-Club-Series-Set
Would like to have more than 12 active members	Club Coach Program	www.toastmasters.org/Leadership-Central/Club-Officer-Tools/Club-Management/Club-Quality/Club-Coach-Program
Would like to attract and add new members	Membership Growth Manual (Item 1159)	www.toastmasters.org/1159
	Additional Membership-building Resources	www.toastmasters.org/Leadership-Central/Club-Officer-Tools/Membership-Building
Would like to improve member engagement and participation	Master Your Meetings (Item 1312)	www.toastmasters.org/1312
	Additional Club Quality Resources	www.toastmasters.org/Leadership-Central/Club-Officer-Tools/Club-Management/Club-Quality

Quality Club Meeting Resources

How to Build a Toastmasters Club (Item 121)

www.toastmasters.org/Build

Club Maintenance

The purpose of a Toastmasters club is to provide a positive environment in which members can participate in the Toastmasters education program. Active participation is necessary if members are to learn and if clubs are to fulfill this purpose. All clubs must meet the following minimum requirements:

Policy and Protocol →

Policy 2.0: Club and Membership Eligibility, Section 2: Club Minimum Requirements

Membership-renewal Dues

World Headquarters emails membership-renewal dues notifications to club officers in August and in February. Clubs renew online through Club Central. Area Directors, follow up with each club to promote timely renewal submission. As District leaders, identify clubs having membership problems so you can offer assistance.

When membership-renewal dues are submitted on time, everyone benefits. The District receives a portion of each membership-renewal dues payment a club submits. Clubs receive credit toward one of the goals in the Distinguished Club Program. And most importantly, members continue to enjoy the benefits Toastmasters offers.

If club officers do not submit renewal dues by October 1 and April 1, then the dues are not on time. If a member has not paid their dues on-time they will also lose access to Base Camp until their dues are paid. These dues cannot be considered for credit toward Goal 10 in the Distinguished Club Program.

Steps to Reinstatement

1. Pay current membership-renewal dues for eight individual members
2. Pay any past due account balance
3. Either pay a \$360 USD reinstatement fee or pay dues for the required eight members for the previous renewal period
4. Submit a current club officer list

Policy and Protocol →

Policy 8.0: Dues and Fees, Section 9

Membership-renewal Dues Resources

Distinguished Club Program and Club Success Plan
(Item 1111)

www.toastmasters.org/1111

Toastmasters International District Recognition Program
(Item 1490)

www.toastmasters.org/1490

Reinstatement of Clubs

Clubs inactive for one full membership-renewal dues period may be reinstated within the next membership-renewal dues period.

Clubs inactive for two or more full membership-renewal dues periods are required to be organized as new clubs. See **Protocol 2.0: Club and Membership Eligibility, Section 1: Club Reinstatement**.

For questions about reinstatement and its impact on recognition, contact districts@toastmasters.org.

Reinstatement of Clubs Resource

Reinstatement questions

renewals@toastmasters.org

Club Visit Focus

- ▶ Observe the club's meeting and review the club mission
- ▶ Discuss characteristics of successful clubs through best practices
- ▶ Ask club officers how they know they meet the needs of their members
- ▶ Set a good example by presenting a project from a manual
- ▶ Review the Toastmasters programs (e.g., membership building, Distinguished Club Program)
- ▶ Identify prospective future leaders—talk about leadership opportunities within Toastmasters
- ▶ Ensure that club meeting and contact information are up to date

Area Director's Club Visits

The Area Director's club visits are opportunities for the District to support club officers and enhance club quality. As an Area Director, be sure to visit each club in your Area at least twice per year. First-round visits should take place **between July and November**. Second-round visits should take place **between December and May**. It is recommended that visits are completed earlier than later within each period so that feedback per the visit report may be acted upon. Area Director visit reports are submitted through District Central. The recommendations and support you provide as an Area Director make a tremendous impact on the future of the clubs in your Area. Your contributions empower club officers to help members learn, grow, and achieve.

Preparation for Club Visits

- ▶ Review the online **Distinguished Club Program report**.
- ▶ Familiarize yourself with the online **Area Director's Club Visit Report** (Item 1471)—it is your evaluation tool during your visit.
- ▶ Contact the Club President at least one month prior to your visit.
- ▶ Request the **Club Success Plan** (Item 1111CSP) from the Club President and review it prior to the visit.
- ▶ Ask the Club President about the club's historical information and demographics.
- ▶ With the Club President, determine the club's specific needs so you can customize your visit and ensure the club gets the most out of it.

Each club visit varies depending on the arrangements you make with the Club President. Focus on those items that are applicable based on your agreements.

Spend time with the club officers. Ask how communication between you and the club can improve. Discuss year-end goals and strategies to achieve them. Use the ***Distinguished Club Program and Club Success Plan*** (Item 1111) as your guide. Recommend methods for moving forward and point out opportunities for enhancement.

After Club Visits

- ▶ Submit the **Area Director's Club Visit Report** (Item 1471) online through **District Central**. When submitted online, credit is granted and a copy of the form is automatically sent by email to your District leaders and the Club President. Reports are due twice a year, by **November 30** and by **May 31**.
- ▶ Follow up with the club to learn how things have been since the visit. Ask if the club needs additional support; then provide it.
- ▶ Keep records of your club visits and pass them on to the next year's Area Director. This ensures that the clubs' needs are continually met.

Area Director's Club Visits Resources

Serving Clubs through Visits: A Guide for Area Directors
(Item 219)

www.toastmasters.org/219

Moments of Truth (Item 290)

www.toastmasters.org/290

Distinguished Club Program and Club Success Plan
(Item 1111)

www.toastmasters.org/1111

Tracking Distinguished Club Program progress

[www.toastmasters.org/
DistinguishedPerformanceReports](http://www.toastmasters.org/DistinguishedPerformanceReports)

Toastmasters International District Recognition Program
(Item 1490)

www.toastmasters.org/1490

Area Director's Club Visit Report (Item 1471)

www.toastmasters.org/AreaClubVisits

Public Relations and Marketing

Building brand recognition is important for the vitality of any organization. Club officers and District leaders can use customizable templates in the Brand Portal (Logos, Images, and Templates) section of the Toastmasters International website (www.toastmasters.org/resources/Brand-Portal) to increase brand awareness and ensure brand consistency throughout communications. ●

District Communications

There are a variety of ways to communicate with your members, keep them informed and help the District achieve its mission.

A District may publish its website in donated space and acknowledge the donation on the website. Districts may sell advertising space to offset the cost of renting space.

Toastmasters members may not receive any compensation to create, maintain, or host websites for Districts, Divisions, Areas, or clubs.

Policy and Protocol →

Protocol 9.0: District Campaigns and Elections, Section 6: Campaign Communications, P

District newsletters, websites, and directories must include this disclaimer: “The information on this website is for the sole use of Toastmasters’ members, for Toastmasters business only. It is not to be used for solicitation and distribution of non-Toastmasters material or information.”

District Website

The District Director is the publisher of the District website and is responsible for its content. It includes information useful to current and prospective members.

Website Material

- ▶ The District newsletter or material from it
- ▶ The District calendar
- ▶ A link to the Find a Club Near You feature on the Toastmasters International website
- ▶ Information about organizing new clubs
- ▶ Features and benefits of membership
- ▶ Membership-building tips for clubs
- ▶ Dates to identify the timeliness of the information
- ▶ The names, telephone numbers, and email addresses of District leaders, the webmaster, and District support personnel (with express written permission from each person)
- ▶ Names and years of service of past District leaders

Clubs, Districts (including Areas and Divisions), and regions must follow the guidelines for any alliance Toastmasters International has with another organization when advertising on Toastmasters-related websites or social media profiles. Please review **Protocol 4.0** and **Policy 5.0** for further details.

Unacceptable Material for Websites

- ▶ Individual member mailing addresses, email addresses, and telephone numbers (even on a password-protected site)
- ▶ International Officer or Director candidate information (unless the candidate is from that District)
- ▶ Advertisements by or on behalf of candidates for District office

Policy and Protocol →

Protocol 4.0: Intellectual Property, Section 2: Websites and Social Media

District Website Resources

Find a Club Near You

www.toastmasters.org/Find

Public Relations

www.toastmasters.org/Publicrelations

District Newsletter ●

The District Director is the publisher of the District newsletter and is responsible for its content, which provides information to promote the District and club missions. The newsletter is distributed to members within the District.

Make sure the newsletter is sent to all council members at least two weeks before the District's annual meeting. In December or January, include an article describing each District office, its responsibilities, and the qualifications required to serve in the office. Include a form for submitting the names of candidates.

Newsletter Material

- ▶ The names, telephone numbers, and email addresses of District leaders, the webmaster, and District support personnel (with express written permission from each person)
- ▶ Motivation to grow clubs and membership and meet education goals
- ▶ Promotion of Toastmasters membership and education programs
- ▶ Promotion of the mission of Toastmasters, the District and clubs
- ▶ Distinguished Recognition Program
- ▶ District calendar
- ▶ District Leadership Committee report and a statement from each nominated candidate
- ▶ District and Toastmasters International website addresses
- ▶ Administrative information
- ▶ Call for candidates
- ▶ Information about club and member retention efforts

District Directories ●

If published, a District directory is distributed to members of the District Council. The District Director is the publisher and is responsible for its content. At the discretion of the District Director, the directory may be distributed to past District Governors and Directors, club officers, and others upon request.

District Directory Material

- ▶ District leader and club officer email addresses and telephone numbers
- ▶ Toastmasters International and District missions
- ▶ Club meeting times, locations, contact information, and websites
- ▶ District leader contact information for member questions
- ▶ Email addresses of Past District Governors and Directors, Past International Presidents, and Past International Directors with their approval
- ▶ Membership and education program information
- ▶ District Recognition Program performance history
- ▶ Calendar of events

The Directory may not include information on candidates for office at any level of the organization.

Surveys

With few exceptions, only Toastmasters International may conduct and release the results of surveys of members and former members. The Chief Executive Officer may grant permission to outside entities, such as academic sources, to conduct surveys and release and use their results. Clubs may survey their own members and Districts may survey their members about education programs in order to use the results within the District. See **Policy 4.0: Intellectual Property, Section 5: Surveys**.

Membership and Mailing Lists

Unless otherwise authorized by the Board of Directors, Toastmasters International does not make its mailing lists available.

Policy and Protocol →

Policy 4.0: Intellectual Property, Section 4: Membership Contact Information

District Communications Resources

Member questions	www.toastmasters.org/ContactUs
Brand Portal	www.toastmasters.org/BrandPortal
Creating materials with Toastmasters logos	www.toastmasters.org/CreatingMaterials

Trademarks and Copyrights ●

Toastmasters International makes its names, emblems, insignias, marks, and materials available for use throughout the organization for promotion and management purposes. However, all usage must be in full compliance with Toastmasters International Policy and Protocol as well as the appropriate copyright and trademark laws in order to preserve the value and unique nature of these items.

Toastmasters International’s principal asset is its reputation. Toastmasters International maintains its reputation and the distinction between itself and other communication training programs through the registrations and other measures taken to protect its collective membership marks, trade names, trademarks, and service marks (including the official emblem or insignia). If Toastmasters International should fail to protect these rights, they could be lost, and Toastmasters International would no longer exist as the exemplary communication training organization it is. See **Policy 4.0: Intellectual Property, Section 3: Use of Toastmasters Material** and **Protocol 4.0: Intellectual Property, Section 1: Trademarks**.

Trademark and Copyright Resources

Trademark Use Request	www.toastmasters.org/TradeMarkUse
Governing documents	www.toastmasters.org/GovDocs
Brand Portal	www.toastmasters.org/BrandPortal

Speakers Bureaus

Many Districts organize speakers bureaus and encourage members to participate in them. Speakers bureaus allow members to gain valuable experience in speaking to audiences outside of Toastmasters. A speakers bureau chair is responsible for selecting qualified speakers for the bureau who can positively represent the organization.

Speakers Bureau Resources

How to Start a Toastmasters Speakers Bureau (Item 127)	www.toastmasters.org/127
--	--

District Events

Hosting District Events

As a District leader, you may have the opportunity to host guests at a banquet, speech contest, or other District event. When hosting these types of events, it's important to use proper etiquette as you welcome and introduce guests.

Plan ahead for VIP guests and assign a host to each of them. The host should be available to greet guests at the door and assist them as needed. If a meal is available at the event, VIP guests and their companions may not have to pay for it. In many cases, the District anticipates and budgets for this expense. Confirm whether VIP guests will receive complimentary meals before you host an event. Remember, it is your responsibility to ensure that all guests feel welcome and informed.

As a host, it's important to pronounce guests' names accurately and include their current titles as you introduce them. If any visiting dignitaries are overlooked during the introductions, acknowledge and introduce them as soon as you note their presence.

Event Sponsorship ●

Districts may secure sponsorship for District events as a strategy for offsetting costs. In every case, the District Director must approve the sponsorship.

District Reciprocation for Sponsorship

- ▶ Recognition in print (e.g., conference program, event program, website)
- ▶ Recognition in signage (e.g., a reception display acknowledging the sponsor of hors d'oeuvres)
- ▶ Verbal recognition (e.g., by the host at the beginning of the meeting)
- ▶ Complimentary event registration for the sponsor
- ▶ Space (e.g., a meeting room in which the sponsor can display products or services that support Toastmasters International's mission)

Acceptable Donations

- ▶ In-kind compensation (e.g., printing)
- ▶ Money
- ▶ Products (e.g., pens, bags, notebooks)
- ▶ Services (e.g., airport shuttle)

Speaker Sponsorship

To keep event expenses down, find speakers for District events who are located in the District. If the speaker is from outside the District, seek sponsorship from an organization or individual to offset costs associated with the speaker's appearance.

Acceptable Speaker Sponsorship

Excess funds earned by the event (e.g., registration fees) may be allocated to offset speakers' expenses provided the budget forecasts positive results. The excess funds may be used only for travel costs associated with lodging, the lowest-rate round-trip airfare or mileage reimbursement, complimentary registration, and related meals. The speaker is responsible for all other expenses.

A District may use donated airfare or hotel vouchers for travel costs associated with a speaker's appearance.

A District may use money from a sponsor to offset costs associated with a speaker's appearance.

The speaker's presentation must directly support the Toastmasters mission and be related to the Toastmasters education program.

Unacceptable Speaker Sponsorship

Districts may not pay speakers' fees.

Membership dues income may not be allocated to offset speakers' expenses.

Speaker Agreement

Toastmasters International requires the use of a written speaker agreement for all conference speakers. A **written speaker agreement** protects the organization and clearly defines the obligations of the District and the speaker.

Sale of Speakers' Products

Often speakers want to make their products or services available for purchase at an event.

Guidelines for Sale of Speakers' Products

- ▶ The product must support the event's goals and objectives, including the Toastmasters mission.
- ▶ The speaker may sell the product or service for a maximum of two hours after his or her presentation has ended provided this time does not conflict with the meeting time for the District Council or business meeting. Each speaker is limited to one sales opportunity even if he or she is conducting multiple presentations.
- ▶ The District may supply the speaker with table space no larger than four feet by eight feet (1.2 meters by 2.4 meters). The table should be as close as safely possible outside the speaker's presentation room.
- ▶ The product or service sales must be coordinated by the speaker. This includes product display, sales transactions, sales taxes, and removing the products from the display Area after the allotted time has ended. The speaker is also responsible for set-up, staffing, labor, and related expenses for product sales. No District leader may assist the speaker with sales. Should other individual members choose to help the speaker sell, the speaker assumes any risks for their actions and the District bears no responsibility.
- ▶ The speaker may not promote the product or service during the presentation. However, the speaker or facilitator can make an announcement concerning product or service sales at the conclusion of the presentation, including how long the product or service will be sold at the event.
- ▶ Districts are not responsible for any defective products or services a speaker sells.

Selecting the right speakers for your District conference is one of the most important aspects of planning and selection. The keynote speaker is the most critical. If an International Officer or Director is scheduled to visit during your District conference, as the most esteemed guest, he or she should be offered the most prominent speaking position.

Speaker Sponsorship Resources

Sample speaker agreement

www.toastmasters.org/SsGuidelines

Speaker guidelines

www.toastmasters.org/resources/District-Conference-Speaker-Guidelines

Governing documents

www.toastmasters.org/GovDocs

The District Conference

The District conference is an exciting educational and networking event for a District's clubs.

District Conference Purposes

- ▶ District business
- ▶ Communication and leadership training opportunities in support of the District mission
- ▶ Opportunities for networking and the exchange of ideas
- ▶ Recognition and celebration of District accomplishments
- ▶ In-person District Council Meeting (unless otherwise instructed by the Board of Directors)
- ▶ International Speech Contest and other District-level speech contests
- ▶ Educational sessions that focus on achieving the club and District missions

Elements of a Successful District Conference

- ▶ An exciting and varied education program
- ▶ Pricing and value
- ▶ Excellent location

Planning

Planning is the key to a successful District conference. Members should leave the conference feeling that they enjoyed it, learned, and benefited from it. You can make this happen with some creativity and planning.

Keep sessions focused on speaking, communication, and leadership and other topics that promote club success. Select speakers who can deliver exciting and motivational sessions. Promote the education program early and often.

Schedule the conference in a place that is accessible to most members. Consider rotating the conference among accessible sites.

The District conference should be self-supporting. Promote the value of the conference and consider offering discount packages and early registration promotions. A District conference can be a great learning experience at a reasonable cost.

Chairs

The success of a District conference also depends on appointing the right people to fill important positions.

Suggested District Conference Chairs

- ▶ Conference Committee chair (conference chair)
- ▶ Finance chair
- ▶ Education program chair
- ▶ Venue chair
- ▶ Public relations chair

Program ●●

Under the guidance of the District Director and Program Quality Director, the conference committee chair is responsible for coordinating all aspects of the conference, including preparing the meeting agenda, selecting the venue, scheduling presenters, and providing onsite assistance. This person collaborates with the finance, education, venue, and public relations chairs to ensure the conference meets the District's goals.

Communication is essential to District conference success. Members of the conference committee meet regularly, follow up with fellow committee members and venue, contacts, and keep the District Director and Program Quality Director informed of progress. Through clear communication and careful preparation, the Committee can plan a conference that is informative, productive, and entertaining for all attendees.

Make sure all sessions start and end on time. Schedule plenty of time for transitioning between sessions. Allow at least 15 minutes between major conference events, such as education sessions and luncheons.

Balance the program with speeches and audience involvement sessions to keep your meeting interesting. Remember that participation enhances learning.

Tips for an Outstanding Education Program

- ▶ Set objectives
- ▶ Meet members' needs
- ▶ Pay strict attention to scheduling
- ▶ Balance the program
- ▶ Publicize the program widely and early

Financing ●

The finance chair is responsible for all financial matters involved in presenting the conference, including registration. While all District conference expenses are considered part of the overall District budget, the District conference should not lose money. Ideally, it should make a small profit. Most conference income is generated from ticket sales for events and from a modest registration fee. Principal expenses are the cost of meals, promotional materials, and programs.

The District conference is a District event. The District must maintain direct control over any event, negotiation, or transaction that involves conference finances. Often, conferences are hosted by a club, Area, or Division. However, only the District Director may approve and sign contracts on behalf of the District (eg. venue selection, negotiate prices, and purchase services). All expenses should be paid by the District Director and Finance Manager.

Accurate financial planning is essential to the success of a District conference. Control expenses and keep them to a minimum so the cost to the individual Toastmasters member is reasonable.

Venue Contracts

Often, District conferences take place in hotels, but no matter what venue your District chooses, review the venue's contract thoroughly before you create a budget for the conference. When booking your venue, also keep in mind video recording requirements for region quarterfinals, outlined in the **Speech Contest Rulebook (Item 1171)**. Additional items to include when preparing a budget are penalties associated with attrition, or slippage, clauses. Sometimes fewer people attend the conference than expected, which means fewer banquet meals and rooms booked. Event sites such as hotels often charge when this occurs. For example, you may be required to pay for meeting rooms and set-up, as outlined in the contract. Budget for these potential costs as conference expenses. The District Director will be the final signatory for all contracts being paid using District funds.

Be sure to obtain a detailed schedule of charges from the event site for any miscellaneous expenses, such as microphones, audiovisual equipment, spotlights, and internet access. These costs should be considered when you determine your registration fee.

Meeting Rooms

With careful planning, you may be able to avoid meeting room charges. Depending on the volume of meals and sleeping rooms booked, many venues waive, or at least reduce, these charges.

Meals

Be sure meal ticket prices cover the entire cost of the meal, including the prevailing tax and gratuity. Then add a margin to the ticket price to cover miscellaneous expenses, such as decorations and entertainment.

Education Sessions

The education program chair is appointed to organize the general education sessions and training sessions, such as those for Area Directors, Division Directors, and club officers. The education program chair is responsible for the education sessions, speakers, awards, speech contests, entertainment, and room set-up for all meetings. The education program chair collaborates closely with the venue chair to make sure each event runs smoothly.

One of the features that attract members to the District conference is the educational program. Depending on the size and availability of meeting space, you may wish to hold one large session or have several programs for smaller audiences running concurrently.

Session Guidelines

- ▶ Cover the many aspects of communication and leadership (e.g., speaking, listening, evaluation, and motivation).
- ▶ Focus on improving and strengthening clubs (e.g., the Distinguished Club Program, membership growth, outstanding club programming, public relations, Speechcraft).
- ▶ Consult with Division and Area Directors to find Toastmasters who are willing and available to give presentations.

Your District has many talented Toastmasters, so you should not have to hire speakers. If a non-Toastmasters speaker is desired, get one without paying a fee.

Venue Selection

The venue chair is responsible for accommodations, meal arrangements, meeting rooms, equipment, and displays. The importance of planning cannot be overemphasized. Shop around for your conference hotel or meeting site. Consider two, three, or more sites and advise sales representatives that you are considering other venues. Ask for a package deal taking into account guest rooms and meal prices. This means hard bargaining and negotiating on your part. However, your conference is a valuable piece of business and should be presented as such.

As you select a venue, be sure the facility provides appropriate accommodations for people with disabilities. In the United States, the Americans with Disabilities Act requires hotels to be barrier-free in all areas accessed by the public. Under the act, a person with a disability has the right to reasonable accommodations to allow him or her to participate as fully as possible at conferences or other types of events. Other countries have similar laws that protect people with disabilities. As a District leader planning an event, it is your responsibility to ensure the selected venue complies with applicable laws in your jurisdiction related to accommodations for people with disabilities. See **Protocol 2.0: Club and Membership Eligibility, Section 2: Members with Disabilities**.

Venue Selection Guidelines

- ▶ Scout the location
- ▶ Plan it
- ▶ Negotiate
- ▶ Get it in writing
- ▶ Confirm and reconfirm

Charges and Written Agreements ●●

Beware of hidden set-up charges for meal and meeting functions. Hotels and other venues expect you to pay these if you don't negotiate them in advance. You might be able to get discounts on food and beverages, room fees, and parking. It's often possible to arrange complimentary rooms for an attending International Officer or Director, Region Advisor, and District Director.

Many event sites have frequent employee turnover. Do not depend on verbal agreements with a hotel representative who may not be with the hotel when your meeting is finally held. Make certain all waivers, discounts, materials, services, and confirmation of disability accommodation are written into your agreement with the venue. If you are not sure about something, ask!

Visiting the Venue

When visiting the event site before the conference, watch for sources of noise that might interfere with the speech contest, such as live music and kitchen traffic from restaurants. Be sure the hotel has not booked a party or wedding reception in an adjacent room. Double-check sleeping room blocks and meeting rooms.

Public Relations ●●

The public relations chair is responsible for the promotion of conference events to Toastmasters in the District and to the public. This person works closely with the Public Relations Manager and Club Growth Director to ensure the conference receives exposure in District and club newsletters, websites, and available media. In some instances, the Public Relations Manager may serve as the conference public relations chair.

Keep public relations costs to a minimum by asking members and local businesses to contribute materials and services for promotional ads, items, and program printing.

Features in Promotional Material

- ▶ Program topics to be presented at the seminars
- ▶ Registration and event costs
- ▶ Hotel reservations
- ▶ Advance registration
- ▶ Attractions in the host city

Conference Announcements

Be sure to announce the conference on the District website and in the District newsletter, and include the deadline for registration. Provide registration forms in advance. Promote early and follow up often. Encourage clubs, Areas, and Divisions to promote the conference. Begin early in the year by announcing the conference date and location. Later, provide program information as it becomes available.

News Releases

Send news releases about the District conference to local media, such as newspapers, radio, and television. The most newsworthy event is the Toastmasters International Speech Contest, so focus your public relations efforts on media coverage of this event. Be sure to publicize any prominent speakers on the program and the **Communication and Leadership Award** (Item 1971C) recipient.

Contact your local convention and visitors' bureau or chamber of commerce regarding a free listing to help promote your District conference. Refer to **Let the World Know** (Item 1140) for more ideas and guidelines on promoting your event.

The Communication and Leadership Award

One of the most effective ways to gain publicity is through the **Communication and Leadership Award**. This award is presented by the District to an individual in the community who is recognized in the communication or leadership fields. Honorees may include members of the media, community leaders, business professionals, and entrepreneurs. Contact pr@toastmasters.org to discuss publicity opportunities for the honoree.

Hospitality Center

Set up a hospitality center in a centrally located room where attendees can congregate when they are not attending sessions. Information about tours or other activities might be available here. You may ask a local club to assume the hospitality function as a club project. The club may provide refreshments with proceeds going to the club. Based on the number of sleeping rooms used in a hotel, a hospitality room may be available at no charge.

Physical Arrangements ●

Send conference registration forms to all attending International Officers, Directors, and Region Advisors. Each needs to know important details such as whether the banquet requires formal attire. Make certain that guest speakers are given every courtesy and that their staging or audiovisual needs are met.

Registration Desk

Situate the conference registration desk with tables and some chairs in a lobby or foyer, close to the conference events. Be sure to have the registration desk amply staffed with local, enthusiastic Toastmasters.

Meal Tickets

Sell tickets in advance to guarantee meal functions. Ask the hotel or catering service how soon it needs a firm guarantee. Be careful not to over-guarantee on the meal counts and end up with a loss. Selling tickets in advance and not at the door helps you arrive at correct guarantee figures. Obtain District conference attendance figures for the past three years to guide you in making arrangements.

Room Set-up

The education program chair works closely with the venue chair in making the physical arrangements for all events and sessions of the conference. This means working with event site personnel to provide platforms, lecterns, audiovisual, and other equipment needed for individual sessions. Make certain speakers' equipment and room layout needs are met.

Provide detailed room charts or diagrams to the event site staff early in your conference planning. A chart should be prepared for every meeting, including banquets, education sessions, special events, annual meetings, and entertainment. If possible, arrange for meeting rooms to be fully set up the night before the events. Then check the set-up at least an hour before an event begins.

Flag Protocol

Prior to the District conference, ensure all country flags are displayed appropriately. The host country's flag is always placed stage right (the section of the stage that is right of center as you face the audience); this is known as the position of honor. Additional flags are placed stage left (the section of the stage that is left of center as you face the audience). All flags must have the same dimensions and be displayed at the same height.

Conference Banquet ●

The banquet often is the showcase event for a District conference. The banquet provides the opportunity to allow an International Officer or International Director to give a keynote address. It’s also an opportunity to recognize outgoing and incoming District leaders and any special guests in the audience.

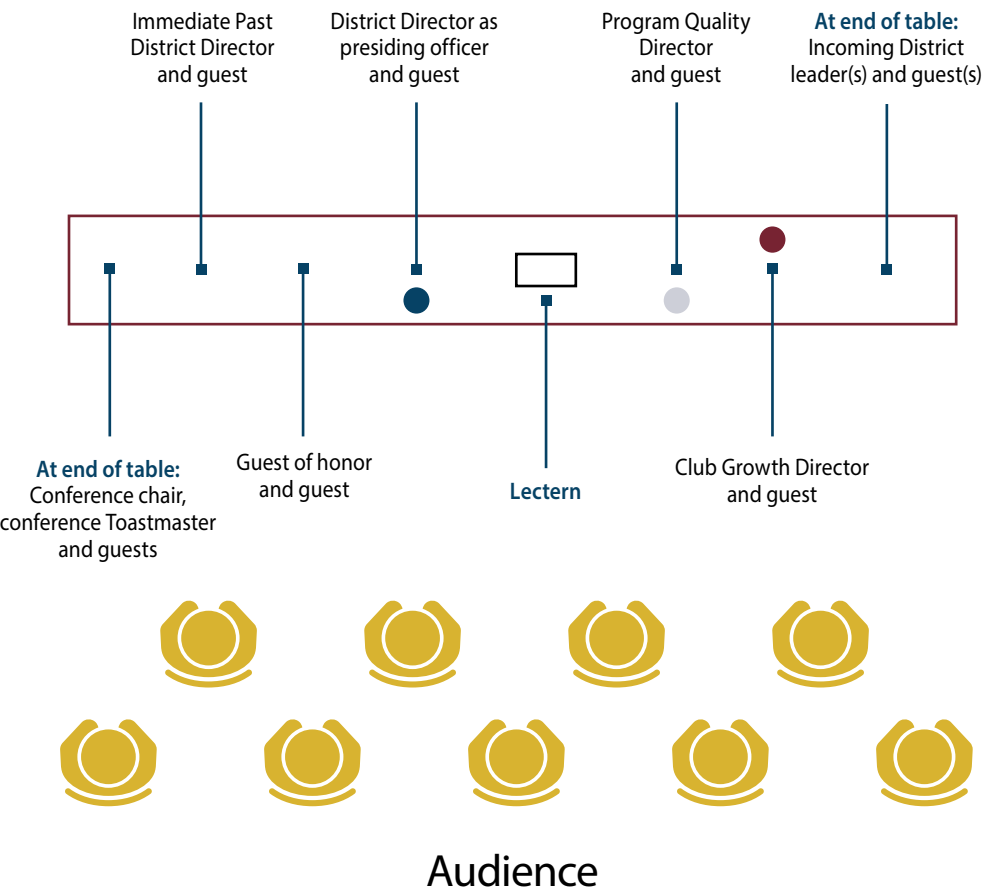
Banquet Set-up

For the banquet and speech contest, you may need a head table or two, placed on risers, to accommodate program participants. Contestants are typically seated at a reserved table on the floor in front. Conduct the speech contest from a contest platform separate from the head table. Ideally, the contest platform is located on a side of the room opposite the head table. Place the timing device in front of the platform, clearly visible to contest speakers. Ensure that your set-up will allow you to record your contest and adhere to all video recording requirements outlined in the *Speech Contest Rulebook* (1171).

The Head Table ●●●●

Typically, there is one head table with dignitaries and their guests. In most instances, the District Director, Program Quality Director, Club Growth Director, the Immediate Past District Director, and any International Officer, International Director, or Region Advisor are seated at the head table.

At the District conference, it may be appropriate to seat the incoming District Director, Program Quality Director, and Club Growth Director at the head table as well.



Tips

- ▶ Use name cards at the head table
- ▶ Let head table guests know in writing where and when to assemble for the march-in
- ▶ Provide guests with a seating diagram that describes how to get to their seat during the march-in
- ▶ Situate conference volunteers to help head-table guests
- ▶ Review the pronunciation of names before the march-in. If you are unsure how to pronounce a name, ask the guest
- ▶ Announce each guest, giving his or her name last (for example, "From Central City: District Director Brenda Yung and her husband, Dillard")

Introductions

Announcing head table guests as part of the march-in eliminates the need for the presiding officer to introduce everybody at the head table later on.

The highest-ranking leader or the guest of honor (International Officer, International Director, or Region Advisor) is typically announced last.

Order of Introduction of Head Table

- ▶ Other guests, such as the conference chair and their guests
- ▶ Incoming Club Growth Director and Program Quality Director and guests
- ▶ Immediate Past District Director and guest
- ▶ Club Growth Director and guest
- ▶ Program Quality Director and guest
- ▶ District Director and guest
- ▶ Guest of honor (International Officer, International Director, or Region Advisor) and guest

After the head table march-in or introduction, and prior to serving the meal, the District Director introduces special guests seated in the audience. Introduce those of highest rank first.

Rank

1. National government officials
2. State or province officials
3. City or local officials
4. Prominent citizens
5. Toastmasters officers
6. Toastmasters Directors
7. Region Advisors
8. Past Toastmasters officers
9. Past Toastmasters Directors
10. District leaders
11. Division leaders
12. Area leaders
13. Club officers

Order of Introduction of Special Audience Members

- ▶ Local dignitaries (government officials, media, etc.)
- ▶ Toastmasters officers (who currently serve on the Board of Directors and attend the conference in an unofficial capacity)
- ▶ International Directors (who currently serve on the Board of Directors and attend the conference in an unofficial capacity)
- ▶ Region Advisors
- ▶ Past International Presidents and Past International Directors
- ▶ Past Region Advisors
- ▶ Past District Directors
- ▶ Current District leaders

The Speech Contest

The District speech contest is an essential aspect of the District conference. The speech contest brings many members and guests to the event.

Be sure all contest officials are thoroughly familiar with the speech contest rules. Select judges carefully and have the chief judge provide them with an orientation.

Arrange with the venue so that no food or beverage service takes place during the speech contest. Ensure that you are prepared to video record your International Speech Contest.

District Conference Resources

Put on a Good Show (Item 220)

www.toastmasters.org/resources/put-on-a-good-show

The Speech Contest Rulebook (Item 1171)

[www.toastmasters.org/
resources/2020-2021-speech-contest-rulebook](http://www.toastmasters.org/resources/2020-2021-speech-contest-rulebook)

Questions about venue contracts

districts@toastmasters.org

Products for the event

www.toastmasters.org/DistrictProductGuide

Elections

District leader elections are held at District Councils' annual meetings at District conferences worldwide between **March 15** and **June 1**. All District leaders must be active individual members of Member Clubs in good standing within the District where they are elected or appointed to serve and must be in good standing with Toastmasters International. See **District Administrative Bylaws, Article VII: Officers, Section (d) Qualifications**.

District Leadership Positions

- ▶ District Director
 - ▶ Program Quality Director
 - ▶ Club Growth Director
 - ▶ Administration Manager*
 - ▶ Finance Manager*
 - ▶ Public Relations Manager*
 - ▶ Division Director
 - ▶ Area Director*
- * May be appointed by the incoming District Director

Policy and Protocol →

Protocol 9.0: District Campaigns and Elections, Section 1: Schedule

District Leadership Committee ●

The work of the District Leadership Committee (DLC) is critical to ensuring long-term success for the District. Led by the Committee chair, Committee members screen District leader candidates for qualifications and ultimately nominate the best individuals. Identifying the best candidates for elected positions takes time and commitment. The Committee should not limit itself to considering only those members who have expressed an interest in running, but should seek out qualified individuals. See **Protocol 9.0: District Campaigns and Elections, 2: District Leadership Committee**.

District Leadership Committee

The District Leadership Committee is charged with nominating candidates for District office. The purpose of the Committee is to find the best-qualified candidates possible to serve as District leaders.

District Administrative Bylaws →

Article XI: Committees, Section (b) District Leadership Committee

When the Committee finalizes its nominations, the chair or the District Director notifies each nominated candidate to reconfirm their willingness to be nominated and their commitment to fulfill the duties of the office. Non-nominated candidates also are notified and advised of their eligibility to seek office as floor candidates. See **Protocol 9.0: District Campaigns and Elections, Section 4: Nomination Results**.

District Leadership Committee Resources

District Leader Elections Toolkit	www.toastmasters.org/DistrictElectionsToolkit
Governing documents	www.toastmasters.org/GovDocs
District Leadership Committee	www.toastmasters.org/DistrictLeadershipCommittee
District leader competencies	www.toastmasters.org/DistrictLeaderCompetencies

District Leader Campaigns

You as a District leader lay the foundation for conducting a fair and accurate election. Candidates may ask you questions about the campaign process and the rules they are expected to follow.

District leader candidates may develop communications as part of their campaigns. However, all candidates must follow the rules described in **Protocol 9.0: District Campaigns and Elections, Section 6: Campaign Communications**. Refer to this information when a candidate asks for guidance.

At the District conference, consider scheduling a Candidate Showcase so each District leader candidate may present before the District Council's annual meeting. Prior to the conference, the District Director appoints members to serve as chair and co-chair of the Candidate Showcase. See **Protocol 9.0: District Campaigns and Elections, Section 9: Candidate Showcase**.

Candidates and Speech Contests

Candidates for District office are not eligible to serve as a test speaker at the Area, Division, or District level, or to enter any Toastmasters Speech contests.

District Leader Campaign Resources

District Leader Elections Toolkit	www.toastmasters.org/DistrictElectionsToolkit
Guidelines for candidates and campaigns	www.toastmasters.org/DistrictCampaigns

District Leader Election Voting Privileges

The only members who may vote in a District election are members of the District Council. Voting members of the District Council include Club Presidents, Vice Presidents Education, and the members of the District Executive Committee.

The Club Presidents and Vice Presidents Education each have one vote on the council. Either may designate any paid member of their club to act as their proxyholder. No other proxies are allowed. District Executive Committee members are entitled to a maximum of three votes each: two votes for the club and one vote for the District Executive Committee. Non-Committee members are entitled to two votes. Belonging to or being an officer in more than one club doesn't give a member any additional votes. See **District Administration Bylaws, Article X: Council Meetings, Quorum, Proxies, and Voting, Section (e) Voting**.

The voting strength of club representatives on District Councils must be protected and preserved. No District may add voting members to District Councils who are not club representatives or members of the District Executive Committee.

If a club is considered inactive -(check), then the club officers are not entitled to voting privileges until dues have been paid. See **Policy 2.0: Club and Membership Eligibility, Section 4: Good Standing of Clubs**.

A newly organized club is entitled to voting privileges when the process is complete.

Proxies

Either the Club President or Vice President Education may designate, in writing, any paid individual member of the club to act as a proxyholder for him or her at the annual District Council meeting that is held in-person. If the President or Vice President Education does not attend the meeting and has not designated a fellow club member to act as his or her proxyholder, the officer or proxyholder in attendance casts two votes. The intent of this provision is to ensure that every club is represented by two votes.

A written proxy is valid at a District Council annual meeting as long as it contains all the elements set forth in Toastmasters International policy and must be delivered personally, by mail, by fax, by e-mail, by electronic transmission, or by other reasonable means to the club member who will hold the proxy.

The proxyholder must present the proxy in paper form to the credentials desk. A proxyholder cannot transfer or assign a proxy to someone else.

Policy and Protocol →

Protocol 9.0: District Campaigns and Elections, Section 10: Proxies and Credentials, A–C

Credentials Chair

The Credentials Chair assists the District in conducting a successful election meeting. The Credentials Chair ensures that ballots are only issued to current District Council members or their authorized proxyholders and are signed for upon distribution. If possible, the Credentials Chair should be a Past District Director.

Preparing for the District Council annual meeting

The District Director sends a proxy form to each Club President and Vice President Education 30 days before a District Council annual meeting in the District newsletter or separate mailing.

Preparing the credentials desk

The credentials chair will need to select volunteers to run the credentials desk. The team members running the credentials desk must not have any affiliation with any candidates.

Who can be a proxy holder?

Either the Club President or the Club Vice President Education may designate, in writing, any active member in good standing of the club to act as a proxy or proxies and cast one or both of the club's ballots at the District Council meeting. Each club must have an elected Club President and Vice President Education to submit two votes. If one of those officers is not at the meeting and has not designated, in writing, an active member of the club to act as their proxyholder at the council meeting, the other officer or proxyholder in attendance may cast two votes. The intent is to assure that every club will be able to cast two votes. No other proxies are valid at any such meeting.

Policy and Protocol →

Protocol 9.0: District Campaigns and Elections, Section 10: Proxies and Credentials, C-G

Nominations from the Floor

Nominations made by the District Leadership Committee shall be effective when officially announced by the District Leadership Committee Chair or District Director. Additional nominations of qualified and eligible candidates may also be made from the floor at the annual District Council meeting with the consent of the person(s) nominated. Prior to running from the floor, a candidate for District Director, Program Quality Director, Club Growth Director, or Division Director must have completed the District Leadership Committee's evaluation process in the same election cycle in which the candidate stands for election at the annual District Council meeting for that specific role to be considered eligible. All eligible floor candidates must declare their intent to run to the District Director at least seven (7) days prior to the elections.

Floor candidates who have not gone through the District Leadership Committee's evaluation process may only be nominated during the annual District Council meeting if the District Leadership Committee's report is invalid or for a position that is incomplete.

Floor nominations for roles other than the District Director, Program Quality Director, Club Growth Director, or Division Director may occur even when that individual has not been evaluated by the District Leadership Committee as long as the individual meets all other eligibility requirements.

Quorum

One-third of Club Presidents and Vice Presidents Education in the District (or proxyholders) constitutes a quorum for the annual District Council meeting that is held in-person. If a quorum is not present at a District Council meeting, business decided at the meeting is valid only after it is approved by a majority of clubs on the basis of two votes per club. As soon as possible after the meeting, the District Director notifies the clubs so that affirmation can be obtained within a reasonable time. See **District Administrative Bylaws, Article X: Council Meetings, Quorum, Proxies, and Voting, Section (c) Quorum**.

Before election day, work with clubs to ensure all votes are in order and all club officer roles are filled. If a club has not filled a vote-holding officer position, that vote is lost; it may not be transferred to anyone else.

District Leader Voting Privileges Resources

Governing documents

www.toastmasters.org/GovDocs

List of clubs eligible to vote

listrequest@toastmasters.org

Credentials and Elections

www.toastmasters.org/DistrictCredentialsCommittee

Election Day

At the District Council's annual meeting, the District Director, or a person designated by the District Director, explains the election rules and procedures to the delegates.

The DLC chair, or designee, presents the committee report. During this period, the chair or designee reads the name of each nominated candidate for each elected position.

After all names are read, the District Director asks if there are additional nominations from the floor for the first contested election. Floor candidates must be nominated by a member of the District Council or their proxyholder. However, floor candidates may self-nominate when they are a member of the District Council or a proxyholder. If a floor candidate is absent, then his or her representative may state their eligibility qualifications. The District Director ensures District Leader Agreement and Release Statements are collected from floor candidates for all elected positions. All eligible floor candidates must have declared their intent to run to the District Director at least seven (7) days prior to the elections.

After nominations close for an office, candidates give speeches for that office. Each District leader candidate, including floor candidates, is allotted a timed speech. These speeches are delivered in alphabetical order by the candidate's last name, by office, beginning with the highest contested office. Each speech is delivered from the platform and given by the candidate, if present. If the candidate is absent, the candidate's representative may give the speech. No other speeches, demonstrations, or other activities are allowed during the District Council's annual meeting. Candidate speeches shall not contain negative information about other candidates.

Balloting for each office takes place immediately following candidate speeches for that role. District leader candidates appoint an observer to monitor the integrity of the voting and ballot counting process. Each election is completed and the winner announced before moving to the subsequent election. If there is only one candidate for an office, the District Director may entertain a motion to dispense with the secret ballot or ask the Administration Manager to cast a single ballot for the candidate.

A candidate who receives a majority of the votes is declared elected. If no candidate receives a majority of the votes, then voting continues with the use of special ballots. Prior to the second ballot, the nominee having the lowest vote on the first ballot and any nominee receiving less than 10% of the votes shall be dropped, and on such succeeding ballots the same procedure shall be followed until a nominee has received a majority of all votes cast. In case of a tie between two remaining nominees, the election shall be decided by lot.

Candidates nominated for one (1) office and not elected to the office may be nominated from the floor for subsequent offices as follows:

- Candidates must have completed the DLC interview process for each office.
- Candidates must have declared their intent to run at least seven (7) days prior to the elections, for each office.
- Upon approval of a new Division or new Divisions, candidates who have gone through the DLC interview process, for any Division, are eligible to run from the floor for the new Division or Divisions.

Upon adjournment of the District Council's annual meeting, all election results are final and displayed in the registration Area and on the District website.

For more information and guidance about election day procedures, see **Protocol 9.0: District Campaigns and Elections, Section 11: Elections.**

Election Day Resources

Candidate speeches and voting logistics

www.toastmasters.org/campaignguidelines

General District election information

www.toastmasters.org/DistrictElectionInformation

Governing documents

www.toastmasters.org/GovDocs

Elections questions

districts@toastmasters.org

District Leader Installation

The District leader installation ceremony is often conducted at the District's annual meeting between **March 15 and June 1**. The purpose of this ceremony is to formally induct new District leaders and get their public commitment to achieve the District mission and lead their District to Distinguished recognition. Generally, the District Director is the most appropriate person to serve as inducting officer. However, if the ceremony coincides with a visit from an International Officer or Director, then one of these leaders may be asked to conduct the ceremony.

If time is a concern, you may decline to induct the Area Directors, or you may induct Area and Division Directors as a group. If time is not constrained and the District wishes to induct additional appointed leaders or committee chairs, do so before inducting Area Directors or as you induct the Administration Manager, Finance Manager and Public Relations Manager.

District Leader Installation Resources

Purchase supplies for incoming leaders

www.toastmasters.org/ShopIncomingDistrictLeaders

Honor outgoing leaders

www.toastmasters.org/ShopOutgoingDistrictLeaders

District leader installation script

www.toastmasters.org/DistrictLeaderInstallation

Area Director Selection Process

In accordance with the District Council's decision to elect or appoint Area Directors as specified in the **District Administrative Bylaws, Article VII, Section (c)**, evaluate and assess Area Director candidates in order to either:

- a. Provide one or more appointment recommendations to the District Director no later than a date recommended by the District Director and approved by the District Executive Committee. That date will be announced in the District's annual call for nominations. The recommendations are subject to alignment changes by the District Council. Or
- b. Elect the following year's Area Director and provide the results of the election to the District Director no later than a date recommended by the District Director and approved by the District Executive Committee. That date will be announced in the District's annual call for nominations. The elections are subject to alignment changes by the District Council.

Voting Members of the Area Council

- ▶ Club Presidents
- ▶ Club Vice Presidents Education
- ▶ Club Vice Presidents Membership
- ▶ Area Director
- ▶ Assistant Area Director Program Quality
- ▶ Assistant Area Director Club Growth
- ▶ Area Secretary

Area Director Election Voting Privileges

The Area Council meeting, at which the election for Area Director is conducted or the appointment recommendations are made, must be held by the date set by the District Director. That date is announced in the District's annual call for nominations along with other elected District leader positions. The current Area Director determines the time and place of the meeting. Written notice of the election must be given to each Club President in the Area at least four weeks before the election. Notice includes the qualifications for candidates and lists the voting members of the Area Council.

No other member of the Area Council has a vote.

Area Director Election Quorum

A majority of the voting Area Council members or their proxies constitutes a quorum. If a quorum is not present, an election cannot be held unless another meeting is conducted which is properly noticed and at which a quorum is present.

Area Director Election Proxies

The Club President, Vice President Education, and Vice President Membership may designate, in writing, any paid member of the club to act as a proxyholder at the Area Council election meeting. In the event two of those leaders don't attend the meeting and have not designated, in writing, active members of the club to act as their proxyholders at the meeting, the leader or proxyholder in attendance is deemed to hold the proxy of the others and may cast the club's three votes. If two valid proxyholders are present and cannot decide among themselves who will cast the third vote, the third proxy goes to the highest-ranking leader (or proxyholder) present. Keep in mind that if one of these three club officer roles is not filled, no one may vote on behalf of that role.

Area Director Candidates ●

Each club in the Area may submit to the Area Director, in writing, any paid member as a candidate for Area Director. The Area Director places the names of candidates from the clubs in nomination at the election. Nominations then will be accepted from the floor. After the nominations are closed, if there is only one candidate, the Area Director declares that candidate elected.

If two or more candidates are nominated, each candidate is entitled to a two-minute speech. The speeches are delivered in alphabetical order of the candidate's last name. If a candidate is not present, that candidate's representative may give the speech.

Each Area Council member in attendance or proxyholder is entitled to one vote. No Area Council member or proxyholder may cast more than three votes, even if that person is a member of more than one club.

The Area Director may act as a club proxyholder and may cast up to three votes. However, in the case of a tie, the Area Director is entitled to only one additional vote to break the tie.

Area Director Election Secret Ballots ●●

Voting is by secret ballot. Any candidate who receives a majority of the votes cast is declared elected. In the event no candidate receives a majority of the votes cast for a contested office, voting continues without the name of the candidate who received the fewest votes. This procedure continues until one of the candidates receives a majority of the votes. The Area Director then notifies the District Director of election results.

Elections of International Leaders and Amendments ●●●●

District Directors, Program Quality Directors, Club Growth Directors, Region Advisors, and International Officers and Directors may not endorse or officially support any International Officer or Director candidate. See **Policy 9.1: International Campaigns and Elections, Section 9: International Candidate Endorsements**.

International Leader Election Proxies ●

Toastmasters International sends an official proxy email to each Club President and Secretary, for the Annual Business Meeting at International Convention. If a club member plans to attend the meeting, the Club President or Secretary may assign the member as the club's proxyholder. A proxy may also be assigned to the District Director currently in office or an active Toastmasters member from another club.

Bylaws of Toastmasters International →
Article X: Annual Business Meeting, Section 2: Proxies

The proxyholder must cast the club's votes as directed at the Annual Business Meeting. If the assigned proxyholder cannot attend the Annual Business Meeting, he or she must notify the Club President or Secretary so the proxy can be reassigned to a member who will be in attendance.

If you have questions about proxies at International Convention, please contact proxyinfo@toastmasters.org.

Amendments to the Bylaws of Toastmasters International

Sometimes amendments to the **Bylaws of Toastmasters International** are voted on during the Annual Business Meeting.

Policy and Protocol →
Policy 9.1: International Campaigns and Elections, Section 12: International Proxies and Credentials, C

If no choice is indicated, the delegate is free to cast the votes as he or she believes will be in the best interest of the organization.

Speech Contests ●

The Program Quality Director is the coordinator and supervisor of the District’s speech contests; as such, encourage members to participate in the International Speech Contest and other contests your District may conduct. Strive to be your District’s primary expert in the speech contest rules and be prepared to answer rules questions and fairly manage disputes as they arise.

Policy and Protocol →

Policy 6.0: Speech Contests, Section 1.B.

Speech Contest Resources

Speech Contest Rulebook (Item 1171)

www.toastmasters.org/1171

Speech contest questions

speechcontests@toastmasters.org

District Visits ●

Each year, International Officers, International Directors, and Region Advisors visit Districts. These visits give District leaders an opportunity to observe visiting international- and region-level leaders in action.

International Officer and Director Visits

International Officers and Directors conduct District visits as ambassadors promoting the Toastmasters organization. They help the District by leading club-building visits, presenting corporate recognition awards and representing the organization at District events. These visits generally occur during District conferences.

District leaders and World Headquarters staff work together to coordinate International Officer visits. International Directors and District leaders collaborate to plan International Director visits, along with assistance from World Headquarters. A District must accept a visit from an International Officer or Director. World Headquarters will work in conjunction with the District leaders and the visiting officer or Director to ensure all expectations are met. District leaders are asked to schedule club-building opportunities, media events, and corporate recognition visits to ensure the District visit is a success. District leaders must complete the District Visit Checklist and submit to World Headquarters as soon as possible. The checklist can be found on the District visit site: www.toastmasters.org/DistrictVisits.

International Officers and Directors

International Officers and Directors are the 19 elected members of the Board of Directors. International Officers include the:

- ▶ International President
- ▶ International President-Elect
- ▶ First Vice President
- ▶ Second Vice President
- ▶ Immediate Past International President

Region Advisor Visits

Region Advisors visit Districts to provide marketing support and expertise, and to expand District leaders’ capacity to grow clubs. During visits, Region Advisors help District leaders by teaching marketing skills and focusing on goal planning. These visits generally occur from July-November, during club officer training, or District Executive Committee meetings.

Region Advisors and District leaders collaborate to plan Region Advisor visits. A District must accept a visit from a Region Advisor: **Protocol 10.1 Region Advisor Visits**. District leaders are asked to schedule club-building opportunities and media events to ensure the District visit is a success. District leaders must complete the District Visit Checklist and submit to World Headquarters as soon as possible. The checklist can be found on the District visit site: www.toastmasters.org/Districtvisits. This provides an opportunity for the Club Growth Director and team to lead the meeting and receive feedback from the Region Advisor. This training will help the club growth team develop marketing skills while promoting Toastmasters.

District Visit Resources

Officer and Director District visits	www.toastmasters.org/DistrictVisits
Officer and Director District visit questions	boardvisits@toastmasters.org
Region Advisor District visits	www.toastmasters.org/RadistrictVisits
Region Advisor District visit questions	regionadvisor@toastmasters.org
List of company-sponsored clubs	corporaterelations@toastmasters.org
Corporate Award Questions	corporaterelations@toastmasters.org
Brand Portal (Logos, Images, and Templates)	www.toastmasters.org/BrandPortal
Features, Benefits, and Value	www.toastmasters.org/FbvChart

INDICES

A

Account Statements from World Headquarters 6, 53
Administration Manager 3, 4, 5, 25, 26, 59, 81, 86, 87
Administration Manager Responsibilities 4, 25
Amendments to the Bylaws
 of Toastmasters International 9, 89
Approvals 5, 52, 92
Area Council 13, 31, 45, 88, 89
Area Councils 4, 13, 31
Area Director 3, 4, 7, 9, 11, 13, 14, 15, 18, 21, 23, 24, 28, 30, 31, 32, 33, 39, 41, 45, 46, 65, 66, 81, 87, 88, 89
Area Director Candidates 9, 88
Area Director Election Proxies 9, 88
Area Director Election Quorum 9, 88
Area Director Election Secret Ballots 9, 89
Area Director Election Voting Privileges 9, 88
Area Director Responsibilities 4, 31
Area Director's Club Visits 7, 31, 65, 66
Area Progress 31
Areas 4, 10, 11, 12, 13, 31, 35, 38, 39, 41, 42, 47, 50, 58, 63, 67, 77
Area Speech Contests 32, 33
Arrangements 5, 8, 44, 78
Attracting and Retaining Members 6, 63
Audits 6, 56
Awards 4, 6, 37, 38, 41

B

Bank Signatories 6, 52
Banquet Set-up 8, 79
Brand Stewardship 28
Budget Approval Process 5, 51
Budgeting 5, 26, 50, 51
Build New Clubs 6, 60

C

Chairs 7, 74
Charges and Written Agreements 8, 76
Charging Purchases to the District Account 6, 54
Club Growth Director 3, 4, 5, 6, 19, 21, 23, 24, 26, 29, 33, 37, 42, 48, 51, 52, 55, 59, 60, 61, 62, 77, 79, 80, 81, 85, 91
Club Growth Director Responsibilities 4, 23
Club Leadership 5, 25, 30, 32, 47
Club Maintenance 6, 64
Clubs 2, 4, 6, 7, 11, 13, 14, 15, 16, 17, 18, 32, 38, 58, 60, 62, 63, 64, 65, 66, 69, 83
Collaboration 5, 42
Communication Plan 2
Compensation 6, 52
Conference Announcements 8, 77,
Conference Banquet 8, 79
Conflicts of Interest 6, 54
Correspondence 8, 9, 25
Credentials 84, 85, 89

D

Distinguished Area Program 4, 29, 38
Distinguished Club Program 16, 18, 20, 21, 23, 29, 30, 31, 32, 39, 40, 41, 64, 65, 66, 75
Distinguished District Program 2, 3, 4, 35, 42, 45, 53
Distinguished Division Program 4, 38
Distinguished Programs 4, 15, 30, 32, 41
District Alignment 3, 10, 11, 12, 13, 16
District Assets 6, 26, 56
District Committees 3, 5, 6
District Communications 7, 67, 69
District Conference 7, 21, 73, 74, 81
District Council 3, 5, 6, 7, 9, 10, 11, 12, 13, 15, 16, 17, 20, 24, 25, 26, 28, 29, 31, 33, 51, 52, 55, 57, 69, 72, 73, 75, 83, 84, 85, 86, 87

District Council Authority 3, 6

District Council Meetings 3, 7

District Council Quorum 3, 7

District Director 3, 4, 5, 6, 8, 10, 12, 13, 16, 17, 19, 20, 21, 22, 23, 24, 25, 26, 28, 29, 31, 33, 37, 42, 48, 49, 51, 52, 53, 54, 55, 56, 57, 59, 67, 68, 69, 71, 74, 75, 76, 79, 80, 81, 82, 83, 84, 85, 86, 87, 88, 89

District Directories 7, 69, 92

District Director Responsibilities 4, 19

District Events 7, 5, 12, 13, 42, 46, 71

District Executive Committee 3, 5, 6, 10, 11, 13, 17, 19, 20, 21, 24, 25, 26, 28, 33, 43, 51, 52, 56, 57, 83, 87, 91

District Finance Training 27, 92

District Financial Controls 5, 51

District Government 3, 4, 9

District Leader Election Voting Privileges 8, 83

District Leader Installation 9, 87

District Leadership Committee 8, 10, 16, 17, 18, 68, 82, 85

District Leader Training 15, 19, 21, 23, 34, 55

District-level Leadership Positions 3, 2

District Newsletter 7, 68

District Procedures 3, 5

District Procedure to Discipline a Member 3, 5, 6

District Recognition 3, 4, 6, 20, 22, 24, 30, 32, 35, 39, 42, 65, 66, 69

District Structure 3, 10, 11, 12

District Timeline 15, 16, 17, 18

District Visits 9, 90

District Website 7, 67, 68

Division Accounts 6, 54

Division, Area, and Club Administration 24

Division Councils 3, 12

Division Director 3, 4, 12, 14, 15, 18, 19, 21, 23, 29, 30, 31, 32, 41, 45, 46, 81, 85

Division Director Responsibilities 4, 29

Division Progress 29

Divisions 3, 10, 11, 12, 35, 38, 42, 45, 47, 50, 58, 63, 67, 77, 86

Documents 3, 4, 8, 25

E

Education Goals 21

Education Sessions 8, 75

Election Day 9, 86, 87

Elections 8, 9, 67, 81, 82, 83, 84, 85, 86, 87, 89

Elections of International Leaders and Amendments 9, 89

Event Sponsorship 7, 71

F

Feedback 5, 45

Fiduciary Responsibility 5, 48

Finance Manager 3, 4, 5, 8, 25, 26, 27, 48, 49, 51, 52, 53, 54, 55, 57, 59, 74, 81, 87

Finance Manager Responsibilities 4, 26

Financial Resources 19

Financial Structure and Process 5, 48

Financing 8, 74

Flag Protocol 8, 78

Fundraising 5, 49, 58

Fundraising Activities 5, 49

G

Gavel Clubs 4, 14, 38

Governing Documents 3, 4

Guidance 19, 29, 31

H

Hosting District Events 7, 71

Immediate Past District Director 5, 33, 55, 79, 80

Initial Contact 6, 60, 61

International Leader Election Proxies 9, 89
International Officer and Director Visits 9, 90
Introduction 2, 3, 6, 8, 61, 80, 81
Introductions 8, 80

L

Leadership Roles 4, 19, 33
Leadership Training 5, 42
Lead Generation 6, 60
Logistics Manager 33, 59

M

Marketing Objectives 34
Marketing Strategy 23
Meals 8, 75
Meal Tickets 8, 78
Meeting Minutes 25
Meeting Roles 5, 47
Meeting Rooms 8, 75
Membership and Club Growth 23
Membership and Mailing Lists 7, 69
Membership-renewal Dues 6, 64, 65
Missions, Values, and Promises 3

N

News Releases 8, 77

O

Operations 20
Other District Committees 3, 6
Other District Expenses 6, 52

P

Parliamentarian 33
Physical Arrangements 8, 78
Planning 7, 73

Preparation 5, 6, 7, 43, 59, 66

Presenters and Session Leaders 5, 43

Profit and Loss Statements 6, 26, 48, 50, 52

Program 2, 3, 4, 5, 8, 6, 12, 13, 16, 18, 19, 20, 21, 22, 23, 24, 26, 29, 30, 31, 32, 34, 35, 37, 38, 39, 40, 41, 42, 43, 45, 47, 48, 51, 52, 53, 55, 59, 63, 64, 65, 66, 68, 69, 74, 75, 77, 79, 80, 81, 85, 88, 89, 90

Program Quality Director 3, 4, 5, 6, 19, 21, 22, 23, 24, 26, 29, 35, 37, 42, 47, 48, 51, 52, 55, 59, 74, 79, 80, 81, 85, 90

Program Quality Director Responsibilities 4, 21

Programs 4, 5, 15, 21, 30, 32, 41, 43

Promotion 5, 44, 68

Providing the Right Resources 6, 63

Proxies 9, 7, 83, 84, 85, 88, 89

Public Relations 3, 4, 5, 6, 7, 8, 28, 34, 67, 68, 77, 81, 87

Public Relations and Marketing 7, 67

Public Relations and Publicity 28

Public Relations Manager 3, 4, 5, 28, 77, 81, 87

Public Relations Manager Responsibilities 4, 28

Q

Quality Club Meetings 6, 63

Quorum 3, 9, 7, 83, 85, 88

R

Ralph C. Smedley Memorial Fund 5, 49

Receipts 6, 52

Recognition 3, 4, 5, 6, 20, 22, 24, 30, 32, 35, 36, 38, 39, 40, 41, 42, 43, 65, 66, 68, 69, 71, 73

Recognition Outside the Distinguished Programs 4, 41

Records 3, 8

Region Advisor 3, 4, 9, 23, 34, 76, 79, 80, 81, 91, 94, 98

Region Advisor Responsibilities 4, 34

Region Advisor Visits 9, 34, 91

Registration Desk 8, 78

Reinstatement of Clubs 7, 65

Requisitioning Funds 6, 53

Resource Matrix 6, 63

Revenue 5, 8, 49

Room Set-up 8, 78

S

Sale of Speakers' Products 7, 72

Sessions 5, 8, 44, 75

Speaker Agreement 7, 72

Speakers Bureaus 7, 70

Speaker Sponsorship 7, 71, 72, 73

Special Meetings for Prepared Speeches 5, 47, 94

Speech Contests 9, 22, 30, 32, 33, 83, 90

Support All Clubs 6, 63

Surveys 7, 69

T

The Demonstration Meeting 6, 61, 62

The Introduction Meeting 6, 61

The Speech Contest 81

Toastmasters Education Program 5, 22, 47

Tracking Progress 4, 36

Trademarks and Copyrights 7, 70

Training Club Leaders 30, 32, 46

Training Division and Area Directors 5, 45

Travel Reimbursement 6, 55

U

Using the District Budget 5, 51, 55

V

Venue Contracts 8, 75

Venue Selection 8, 76

Visiting the Venue 8, 76

W

Webmaster 33

Index of Role-specific Bookmarks

District Director

Pages 3-6, 8, 10, 12, 13, 16, 17, 19-26, 28, 29, 31, 33, 37, 42, 48, 49, 51-57, 59, 67-69, 71, 74-76, 79-89

Program Quality Director

Pages 3-6, 19, 21-24, 26, 29, 35, 37, 42, 47, 48, 51, 52, 55, 59, 74, 79-81, 85, 90

Club Growth Director

Pages 3-6, 19, 21, 23, 24, 26, 29, 33, 37, 42, 48, 51, 52, 55, 59, 60-62, 77, 79-81, 85, 91

Administration Manager

Pages 3-5, 25, 26, 59, 81, 86, 87

Finance Manager

Pages 3-5, 8, 25-27, 48, 49, 51-55, 57, 59, 74, 81, 87

Public Relations Manager

Pages 3-5, 28, 77, 81, 87

Division Director

Pages 3, 4, 12, 14, 15, 18, 19, 21, 23, 29-32, 41, 45, 46, 81, 85

Area Director

Pages 3, 4, 7, 9, 11, 13-15, 18, 21, 23, 24, 28, 30-33, 39, 41, 45, 46, 65, 66, 81, 87-89

Region Advisor

Pages 3, 4, 9, 23, 34, 76, 79, 80, 81, 91

Citations of Governing Documents

District Administrative Bylaws > Article II: Purpose 4

Policy and Protocol > Protocol 7.1: District Events > Section 5: District Executive
Committee Meetings > D. 5

Policy and Protocol > Protocol 7.1: District Events >
Section 6: District Council Meetings > F. 7

District Administrative Bylaws > Article X: Council Meetings, Quorum,
Proxies, and Voting > Section (c) Quorum 7

Policy and Protocol > Policy 8.4: District Fiscal Management > Section 2: District Financial Records > A 8

Policy and Protocol > Protocol 7.0: District Structure > Section 1.D. 11

Policy and Protocol > Protocol 3.0: Ethics and Conduct >
Section 6: Recognition Program Violations > C 35

Policy and Protocol > Protocol 7.1: District Events >
Section 4: Club Officer Training > E-F 42

Policy and Protocol > Protocol 7.1: District Events >
Section 4: Club Officer Training > B 46

Bylaws of Toastmasters International > Article XII: Districts > Section 2: How Financed	48
Policy and Protocol > Policy 8.5: Ralph C. Smedley Memorial Fund® > Section 1	49
Policy and Protocol > Protocol 8.4: District Fiscal Management > Section 1: District Funds > A.....	50
Policy and Protocol > Protocol 8.4: District Fiscal Management > Section 5: District Budget > G.....	50
Policy and Protocol > Policy 11.4: Board of Directors Committees > Section 1: Executive Committee > H	52
Policy and Protocol > Protocol 8.4: District Fiscal Management > Section 3: District Reserve Account > A	54
Policy and Protocol > Policy 7.2: District Management > Section 2: District Conflict of Interest > C–J.....	54
District Administrative Bylaws > Article XI: Committees > Section (c) Audit Committee.....	57
Policy and Protocol > Policy 2.0: Club and Membership Eligibility > Section 2: Club Minimum Requirements	64
Policy and Protocol > Policy 8.0: Dues and Fees > Section 9.....	64
Policy and Protocol > Protocol 9.0: District Campaigns and Elections > Section 6: Campaign Communications > P	67
Policy and Protocol > Protocol 4.0: Intellectual Property > Section 2: Websites and Social Media > I	68
Policy and Protocol > Policy 4.0: Intellectual Property > Section 4: Membership Contact Information	69
District Administrative Bylaws > Article IX: District Council > Section (b) Authority.....	75
Policy and Protocol > Protocol 9.0: District Campaigns and Elections > Section 1: Schedule.....	82
District Administrative Bylaws > Article XI: Committees > Section (b) District Leadership Committee	82
Policy and Protocol > Protocol 9.0: District Campaigns and Elections > Section 10: Proxies and Credentials > A–C.....	84
Policy and Protocol > Protocol 9.0: District Campaigns and Elections > Section 10: Proxies and Credentials > C–G.....	85
Bylaws of Toastmasters International > Article X: Annual Business Meeting > Section 2: Proxies	89
Policy and Protocol > Policy 9.1: International Campaigns and Elections > Section 12: International Proxies and Credentials > C.....	89
Policy and Protocol > Policy 6.0: Speech Contests > Section 1.B.	90



www.toastmasters.org